

Front Suspension:

Ride Height: _____
Camber: _____
Toe: _____
Anti-Roll Bar: _____
Wheelbase Shim: _____
Wheel Hex: _____
Caster Block:
 7° 10° 13°
Notes: _____

Axle Height:
 +3
 +2
 +1
 0

Arm Mount A:
 LRC HRC 1° 0.5°



Arm Mount B:
 LRC HRC 1° 0.5°

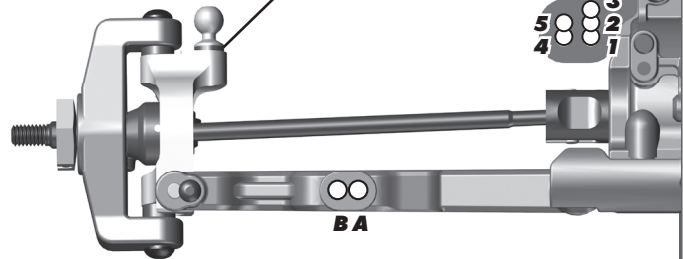


Bump Steer Spacing: _____

Ball Stud Spacing: _____

Steering Plate: _____

Ball Stud Spacing: _____



Rear Suspension:

Ride Height: _____
Camber: _____
Anti-Roll Bar: _____
Wheelbase Shim: _____
Wheel Hex: _____
Hub Spacing:
 Forward Middle Back
Gearbox Shim: Yes No
Chassis Brace: Short Long
Notes: _____

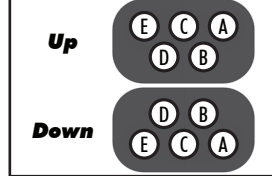
Arm Mount C:
 LRC HRC 1° 0.5°



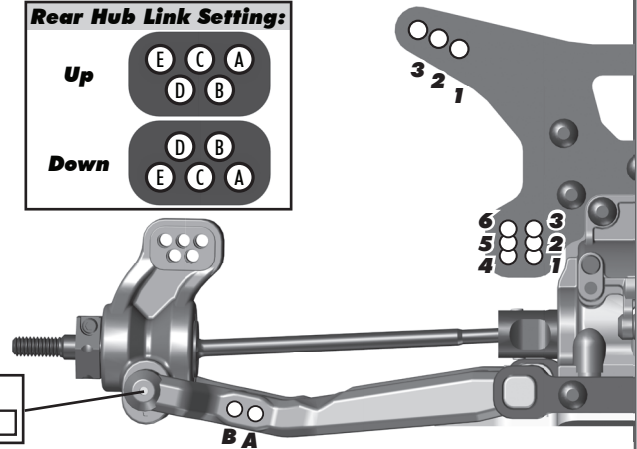
Arm Mount D:
 LRC HRC 1° 0.5°



Rear Hub Link Setting:



Hub Insert:
 +3 +2 +1 0



Electronics:


Radio: _____ **Servo:** _____
EPA: Throttle: _____ % Brake: _____ %
ESC: _____
ESC Settings: _____
Motor: _____
Wind: _____ **Timing:** _____
Pinion: _____ **Spur:** _____
Battery: _____
Battery Position: _____

Differential:

Front Fluid: _____
Gears: Plastic Metal
Center Fluid: _____
Gears: Plastic Metal
Rear Fluid: _____
Gears: Plastic Metal
Slipper Clutch:
Type: _____
of Pads: _____

Shocks:

	Front	Rear
Piston:	_____	_____
Fluid:	_____	_____
Spring:	_____	_____
Limiters:	_____	_____
Stroke:	_____	_____
Eyelet Length:	_____	_____
Cup Offset:	_____	_____
Notes:	_____	_____



Track Info:

Size: Small Medium Large Extra Large
Surface: Dirt Carpet AstroTurf Multi Surface
Traction: Low Medium High Very High
Moisture: Dry Damp Wet
Condition: Indoor Outdoor Dusty Hard Packed
 Bumpy Grooved Smooth Loamy
Temperature: Ambient: _____ Track: _____
Notes: _____

Tires:

Front Tires: _____
Front Compound: _____
Front Insert: _____
Rear Tires: _____
Rear Compound: _____
Rear Insert: _____
Wheel (F/R): _____
Notes: _____

Body, Wing, Weight:

Body: _____
Wing: _____
Wing Angle: 0° 3° 6°
Chassis Weights:
 None 15g 30g Other
Other Weights: _____
Total Vehicle Weight: _____

Vehicle Comments:

Notes: _____