

GV2 set up sheet

Name : _____
Date : _____
Track : _____

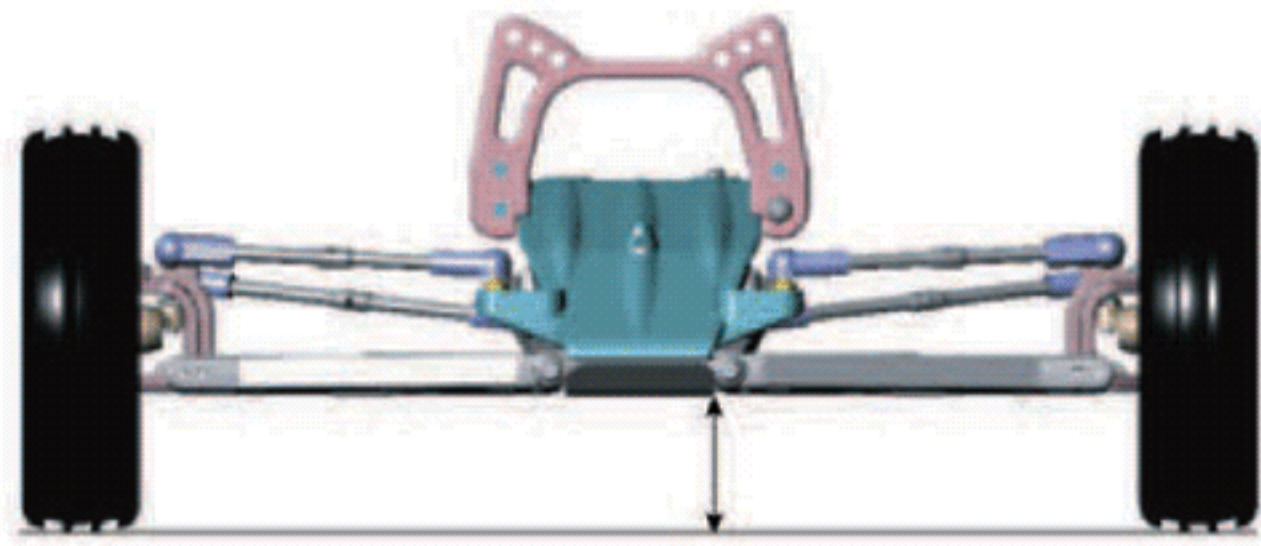
Track conditions

Size : Open Med. Tight

Traction : High Med. Low

Surface : Smooth Bumpy

Front suspension



Ride height _____

Camber angle _____ °

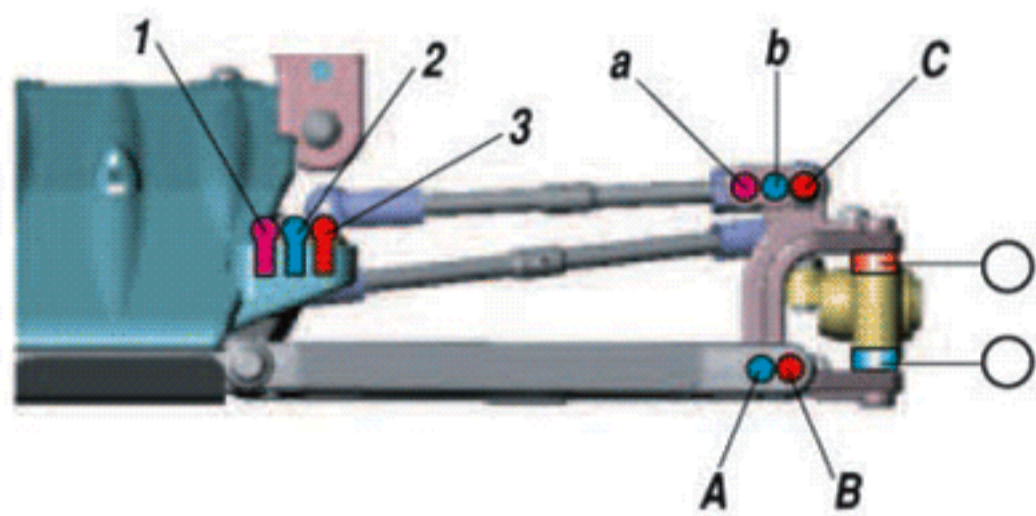
Caster angle _____ °
25° 27.5° 30°

Toe angle _____ in/out _____ °

Rebound _____ mm

Upper arm position _____

Lower Arm Position _____



Front shocks

Piston 1 2 3

Oil _____

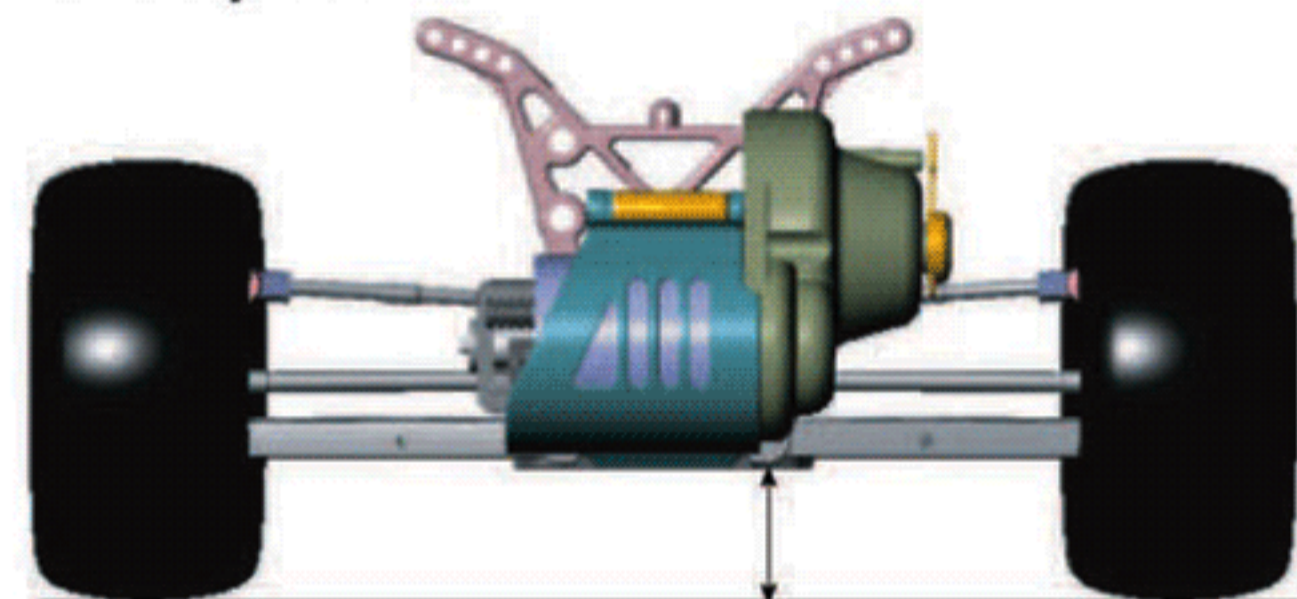
Spring _____

Tension _____ mm

Shock length L _____

Shock position _____

Rear suspension



Ride height _____

Camber angle _____ °

Anti-squat _____ °

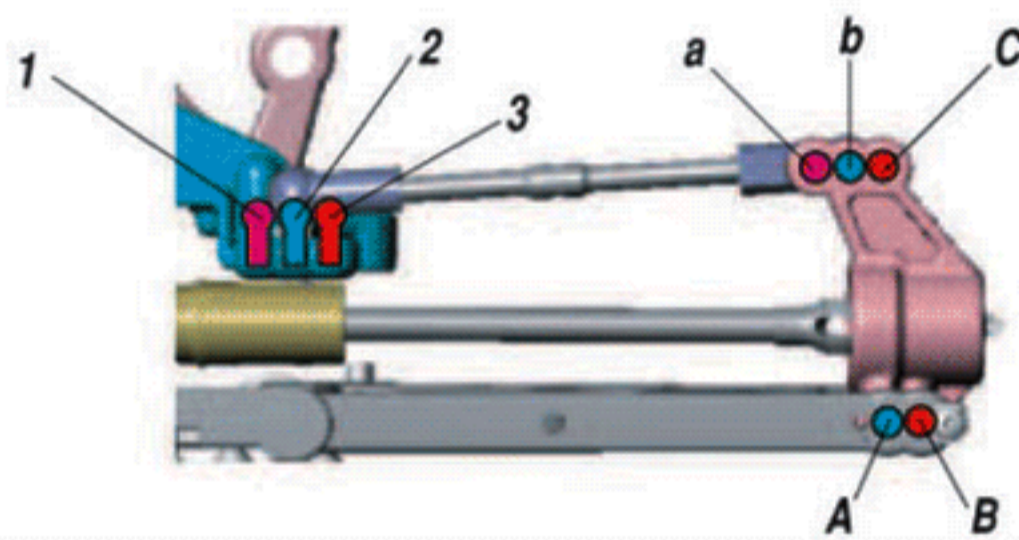
Rebound _____ mm

Upper arm position _____

Anti-roll bar _____ ∅

Toe angle _____ °

Lower Arm Position _____



Rear shocks

Piston 1 2 3

Oil _____

Spring _____

Tension _____ mm

Shock length _____

Shock position _____

Tires & Wheels

	Front		Rear	
Tire	_____	Tire	_____	
Insert	_____	Insert	_____	
Wheel	_____	Wheel	_____	

Motor _____ T/ _____

ESC _____

Battery _____ mA

Drive ratio S T/P T × 2.42 = _____

Brake _____ %

ABS Yes No

Matched Yes No

Result

Race time / Lap _____ Best lap (1Lap) _____

Steering Servo _____

Steering Speed _____ %

Steering Curve _____ %

Wing _____

PINION	SPUR GEAR					
	74	76	78	80	83	86
14						14.87
15						13.87
16						13.01
17					11.82	12.24
18					11.16	11.56
19				10.19	10.57	10.95
20				9.68	10.04	10.41
21			8.99	9.22	9.56	9.91
22			8.58	8.80	9.13	9.46
23		8.00	8.21	8.42	8.73	9.05
24		7.66	7.87	8.07	8.37	8.67
25	7.16	7.36	7.55	7.74	8.03	8.32
26	6.89	7.07	7.26	7.45	7.73	8.00

Slipper

Yes No Soft Midium Hard

Comments