

SET-UP SHEET

TRACK/RACE: _____
 NAME: _____
 DATE: _____

TEMPERATURE AIR: _____ TEMPERATURE TRACK: _____

QUAL POSITION	FINAL POSITION	BEST LAP TIME	LAPS	TIME

TRACK CONDITIONS

TRACK SURFACE: CARPET ASPHALT (Indoor Outdoor)

TRACK LAYOUT: TECHNICAL MIXED FAST

TRACTION: LOW MEDIUM HIGH

TRANSMISSION

GEAR DIFFERENTIAL - OIL: _____ /cst

PINION / T: _____ SPUR GEAR / T: _____ FINAL DRIVE RATIO: _____

FRONT SHOCKS REAR

FRONT SHOCKS: SPRINGS, OIL/Cst, REBOUND %
 YES NO FOAM INSERTS YES NO

PISTONS: _____

ANTI-ROLL BAR THICKNESS/mm: _____

TIRES

INSERTS

ADDITIVE

ADDITIVE TIMING - Fr: _____ Rr: _____

FRONT LEFT FRONT RIGHT REAR LEFT REAR RIGHT TREATED AREA

FRONT SUSPENSION HOLDERS REAR

FF - STANDARD <input type="checkbox"/>	RR - STANDARD <input type="checkbox"/>
FF - LOWER <input type="checkbox"/>	RR - LOWER <input type="checkbox"/>
FF - BRASS <input type="checkbox"/>	RR - BRASS <input type="checkbox"/>
FR - STANDARD <input type="checkbox"/>	RF - 2-PIECE STANDARD <input type="checkbox"/>
FR - LOWER <input type="checkbox"/>	RF - 2-PIECE LOWER <input type="checkbox"/>
FR - 2-PIECE LOWER <input type="checkbox"/>	RF - 2-PIECE 0.25 <input type="checkbox"/>
FR - BRASS <input type="checkbox"/>	RF - 2-PIECE BRASS <input type="checkbox"/>

ROLL CENTER ECCENTRIC BUSHINGS

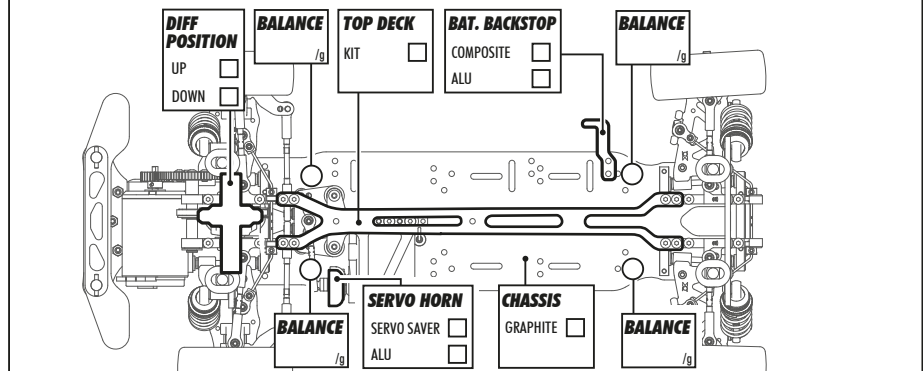
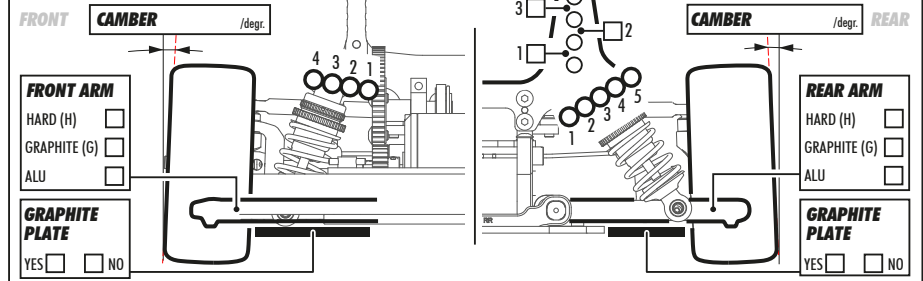
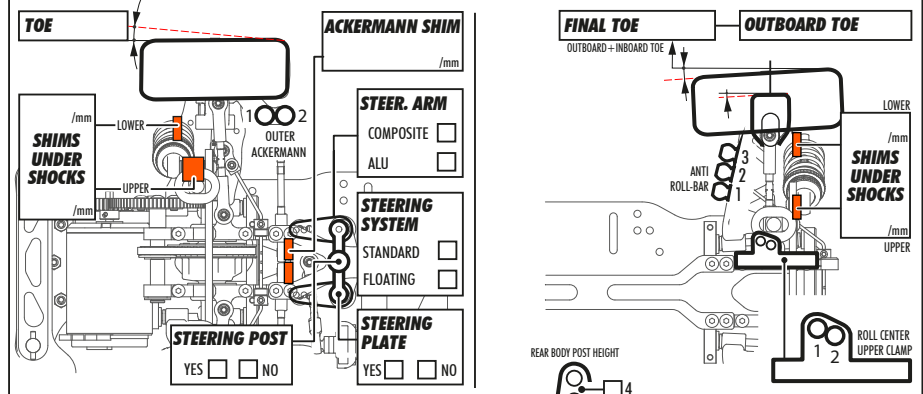
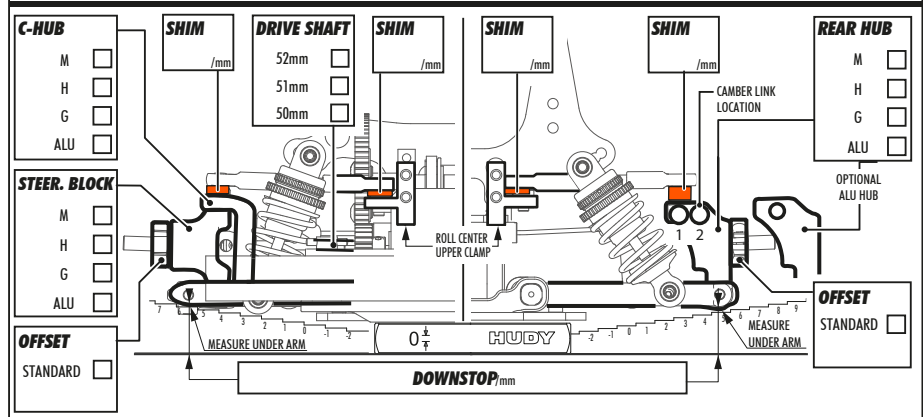
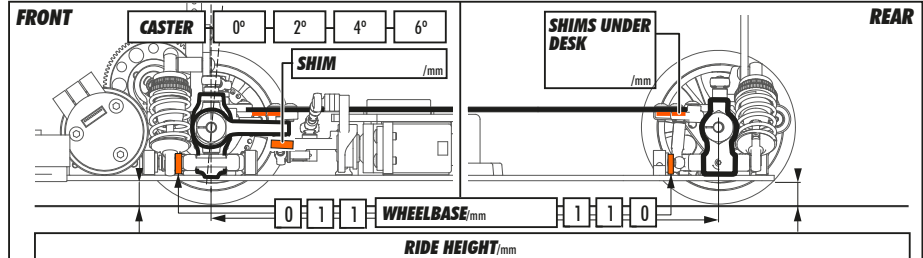
FF FF RR RR FR FR RF RF

MOTOR TIMING

ESC BATTERIES

BODY

COMMENTS



ELECTRONICS LAYOUT CONFIGURATION

