

# SET-UP SHEET

TRACK/RACE: \_\_\_\_\_  
 NAME: \_\_\_\_\_  
 DATE: \_\_\_\_\_

TEMPERATURE AIR: \_\_\_\_\_ TEMPERATURE TRACK: \_\_\_\_\_

QUAL POSITION	FINAL POSITION	BEST LAP TIME	LAPS	TIME

## TRACK CONDITIONS

TRACK SURFACE:  CARPET  ASPHALT ( Indoor  Outdoor)

TRACK LAYOUT:  TECHNICAL  MIXED  FAST

TRACTION:  LOW  MEDIUM  HIGH

## TRANSMISSION

GEAR DIFFERENTIAL - OIL: \_\_\_\_\_ /cSt

PINION / T: \_\_\_\_\_ SPUR GEAR / T: \_\_\_\_\_ FINAL DRIVE RATIO: \_\_\_\_\_

## FRONT SHOCKS REAR

FRONT SHOCKS: SPRINGS, OIL/cSt, REBOUND %  
 YES  NO FOAM INSERTS:  YES  NO

PISTONS: \_\_\_\_\_

ANTI-ROLL BAR THICKNESS/mm: \_\_\_\_\_

## TIRES

### INSERTS

### ADDITIVE

ADDITIVE TIMING - Fr: \_\_\_\_\_ Rr: \_\_\_\_\_

FRONT LEFT FRONT RIGHT REAR LEFT REAR RIGHT  
 TREATED AREA

## FRONT SUSPENSION HOLDERS REAR

FF - STANDARD <input type="checkbox"/>	RR - STANDARD <input type="checkbox"/>
FF - LOWER <input type="checkbox"/>	RR - LOWER <input type="checkbox"/>
FF - BRASS <input type="checkbox"/>	RR - BRASS <input type="checkbox"/>
FR - STANDARD <input type="checkbox"/>	RF - 2-PIECE STANDARD <input type="checkbox"/>
FR - LOWER <input type="checkbox"/>	RF - 2-PIECE LOWER <input type="checkbox"/>
FR - 2-PIECE LOWER <input type="checkbox"/>	RF - 2-PIECE 0.25 <input type="checkbox"/>
FR - BRASS <input type="checkbox"/>	RF - 2-PIECE BRASS <input type="checkbox"/>

## ROLL CENTER ECCENTRIC BUSHINGS

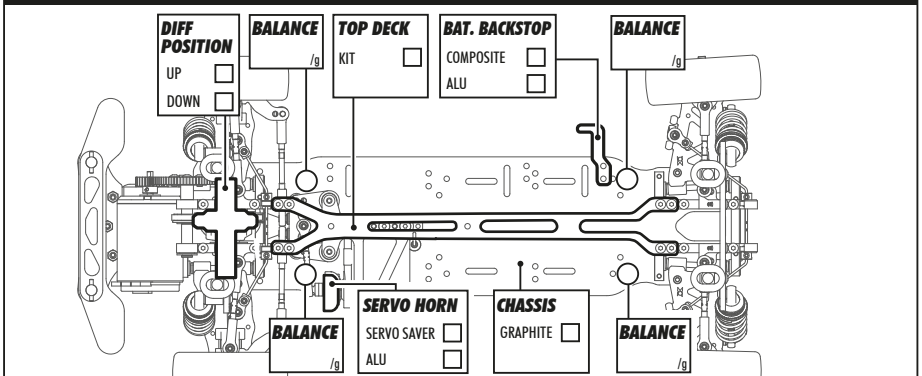
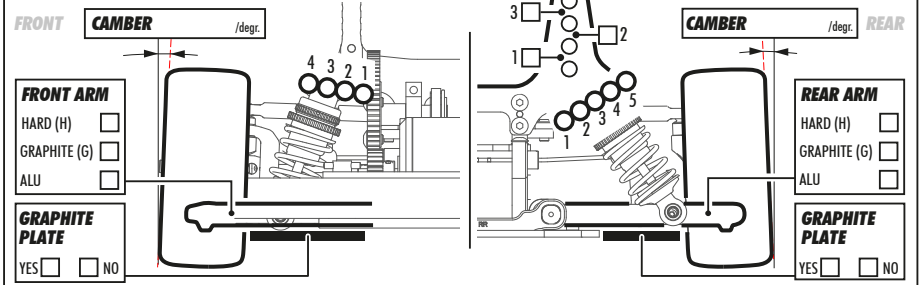
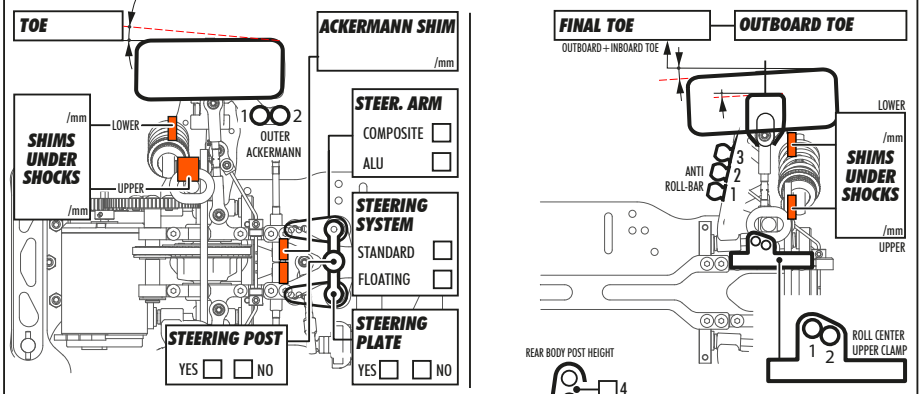
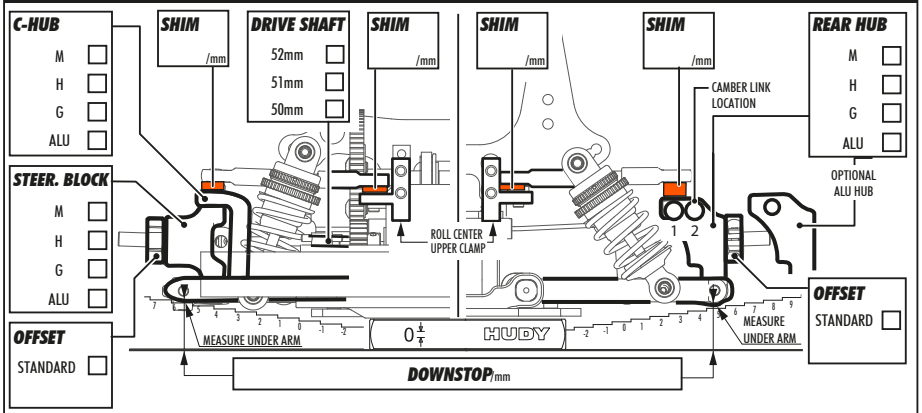
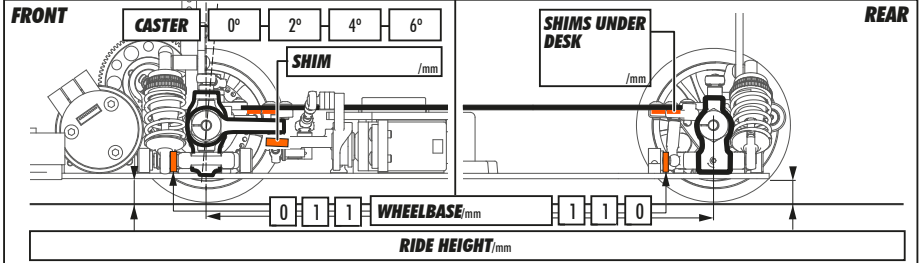
FF:  1  0.5  0.5  RR:  1  0.5  0.5   
 FR:  1  0.5  0.5  RF:  1  0.5  0.5

MOTOR: \_\_\_\_\_ TIMING: \_\_\_\_\_

ESC: \_\_\_\_\_ BATTERIES: \_\_\_\_\_

BODY: \_\_\_\_\_

COMMENTS



## ELECTRONICS LAYOUT CONFIGURATION

