

# SET-UP SHEET

# XRAY XII

<b>RACE</b>	
<b>TRACK</b>	

<b>NAME</b>	
<b>CITY / COUNTRY</b>	
<b>CONTACT</b>	

<b>DATE</b>	
TEMPERATURE / °F or °C	AIR <input type="checkbox"/> TRACK <input type="checkbox"/>

<b>QUALIFYING POSITION</b>	<b>BEST LAPTIME / sec</b>	<b>FINAL POSITION</b>	<b>RACE LENGTH / minutes</b>

<b>TRACK CONDITION</b>	<input type="checkbox"/> CARPET	<input type="checkbox"/> ASPHALT
	<input type="checkbox"/> TECHNICAL	<input type="checkbox"/> MIXED
	<input type="checkbox"/> FAST	

<b>TRACTION</b>	<input type="checkbox"/> LOW	<input type="checkbox"/> MEDIUM	<input type="checkbox"/> HIGH
-----------------	------------------------------	---------------------------------	-------------------------------

SHOCK ABSORBER	
<b>SPRING</b>	
<b>OIL / cSt</b>	
<b>REBOUND %</b>	

FRONT	TIRES	REAR
	<b>DIAMETER/mm</b>	
	<b>ADDITIVE</b>	
	<b>ADDITIVE timing</b>	
<b>FRONT LEFT</b>	<b>FRONT RIGHT</b>	<b>REAR LEFT</b>
	<b>ADDITIVE TREATED AREA</b>	

TRANSMISSION	
DIFF SETTING	
<input type="checkbox"/> LOOSE	<input type="checkbox"/> MEDIUM
<input type="checkbox"/> TIGHT	

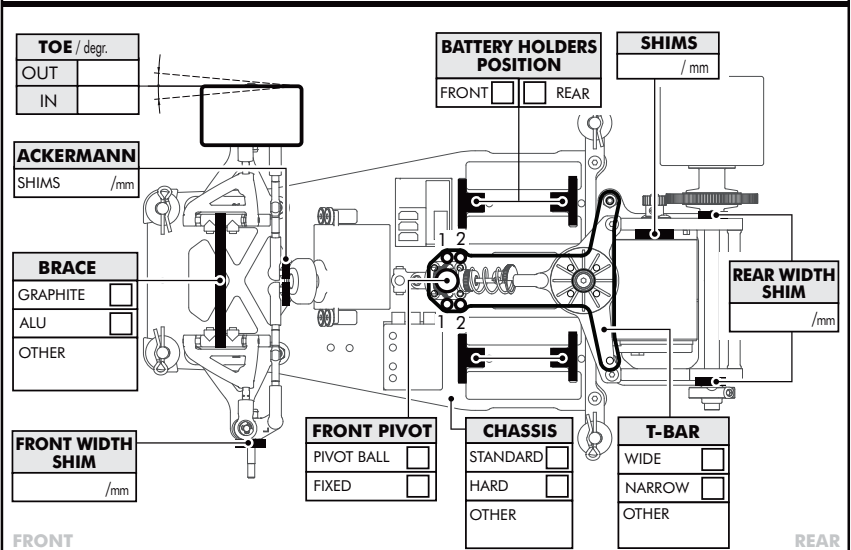
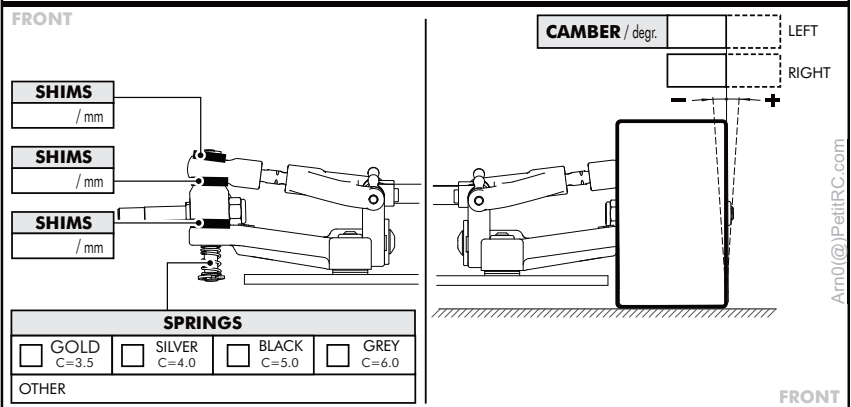
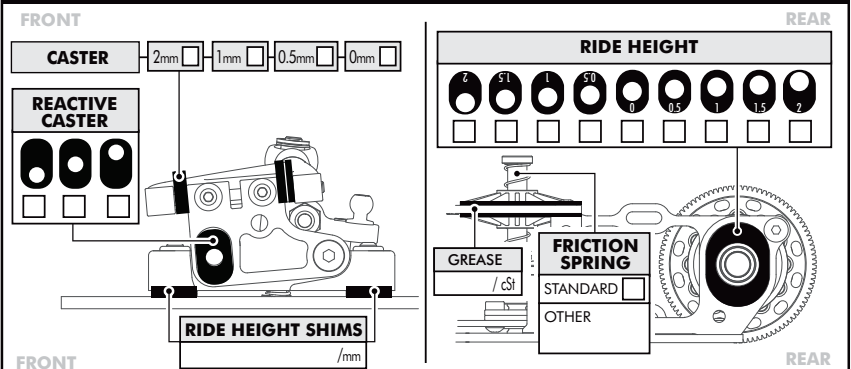
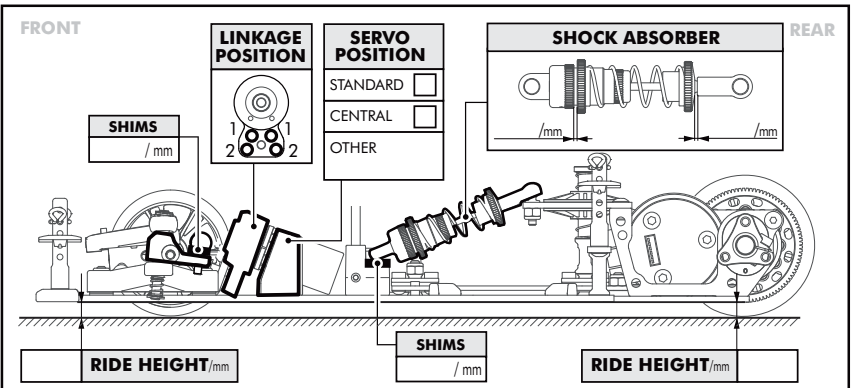
<b>PINION / T</b>	<b>SPUR GEAR/T</b>
<b>FINAL DRIVE RATIO</b>	<b>ROLLOUT</b>

BRUSHED MOTOR	
<b>BRAND</b>	
<b>ARMATURE</b>	
	<input type="checkbox"/> SPRING
	<input type="checkbox"/> BRUSH COMP.

BRUSHLESS MOTOR	
<b>BRAND</b>	
<b>TURN</b>	
<b>ROTOR</b>	
<b>TIMING</b>	

ESC	
<b>ESC SETTING</b>	
PROGRAM	<input type="checkbox"/> PUNCH <input type="checkbox"/>
INITIAL BRAKE	<input type="checkbox"/> AUTO BRAKE <input type="checkbox"/>

<b>BATTERIES</b>	
<b>BODY</b>	



**COMMENTS**

[www.PetitRC.com](http://www.PetitRC.com)