

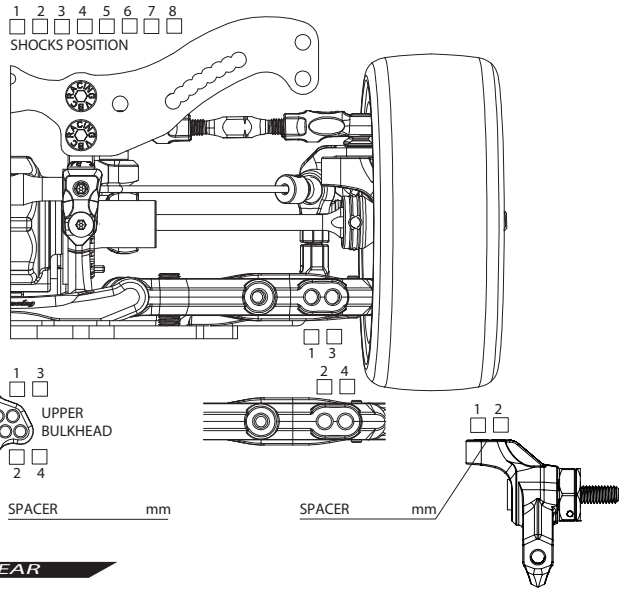
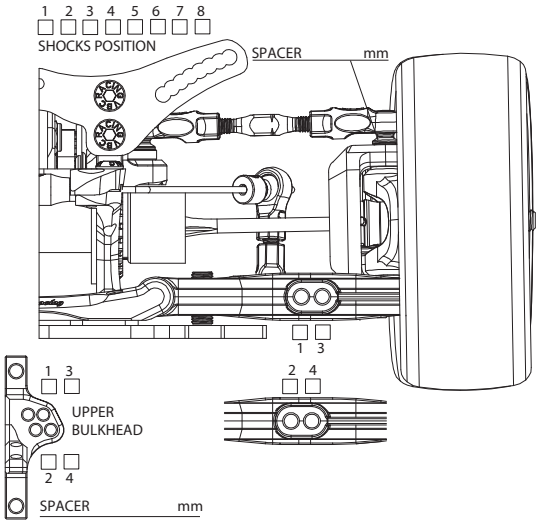
WILDFIRE DO6

1/10 4WD ELECTRIC COMPETITION TOURING CAR KIT



SETUP SHEET

DRIVER	DATE
TRACK NAME	RESULT
COMPOSITION	(INDOOR/OUTDOOR) BEST LAP
HUMIDITY	TRACK TEMP
GRIP HI MEDIUM LOW	SURFACE SMOOTH BUMPY



FRONT

GROUND CLEARANCE mm DROOP

CAMBER ANGLE ° TOE ANGLE °

CASTER BLOCK ° FRONT DRIVE DIFF (OIL) / DIRECT

STABILIZER 1.2 1.3 1.4 WHEEL SPACER mm

SUSPENSION SHIM (FF) mm SUSPENSION SHIM (FR) mm

SUSPENSION MOUNT (FF) SUSPENSION MOUNT (FR)

WHEELBASE FRONT REAR BELT TENSION

AXLE TYPE / SIZE TWO PIECE JOINT / SINGLE JOINT (STEEL/ALUM) mm

REAR

GROUND CLEARANCE mm DROOP

CAMBER ANGLE ° TOE ANGLE °

REAR DRIVE DIFF (OIL) DRIVE CUP ALUMINUM/STEEL

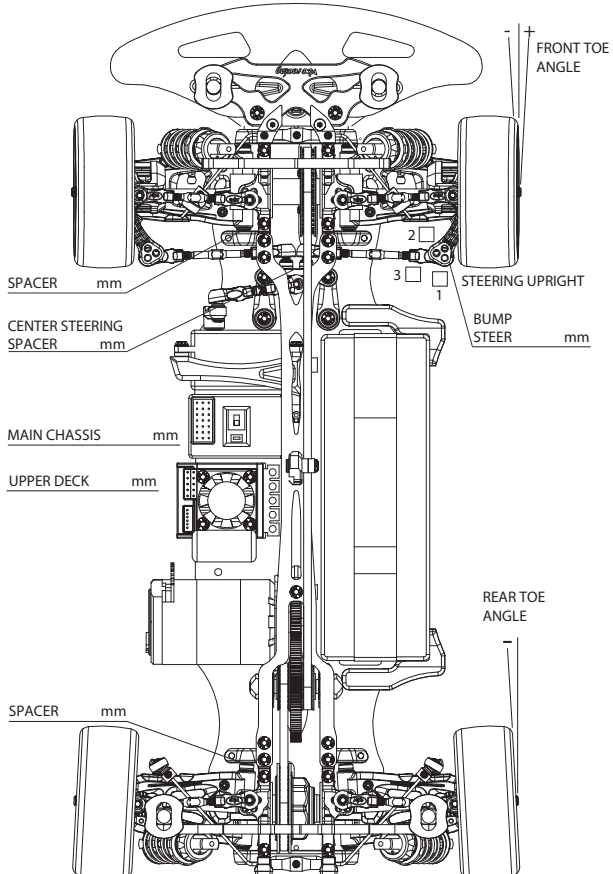
STABILIZER 1.2 1.3 1.4 WHEEL SPACER mm

SUSPENSION SHIM (RF) mm SUSPENSION SHIM (RR) mm

SUSPENSION MOUNT (RF) SUSPENSION MOUNT (RR)

WHEELBASE FRONT REAR BELT TENSION

AXLE TYPE / SIZE TWO PIECE JOINT / SINGLE JOINT (STEEL/ALUM) mm



FRONT

SHOCK LENGTH mm

PISTON 3 4 holes / OTHERS

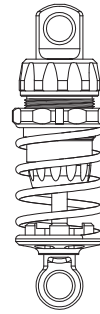
OIL

SPRING

OIL SEALER CAP S / MS / M / H

REBOUND %

NOTES



REAR

SHOCK LENGTH mm

PISTON 3 4 holes / OTHERS

OIL

SPRING

OIL SEALER CAP S / MS / M / H

REBOUND %

NOTES

MOTOR SPUR T PINION T PITCH

TIRE TIRE INSERT WHEEL

TIRE ADDICTIVE TIME TIRE WARMER

ESC ESC SETTING

BATTERY BODY REAR WING

REMARKS