

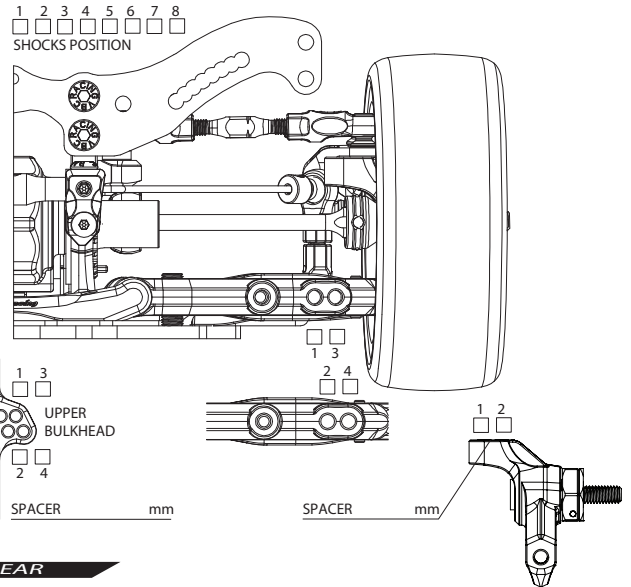
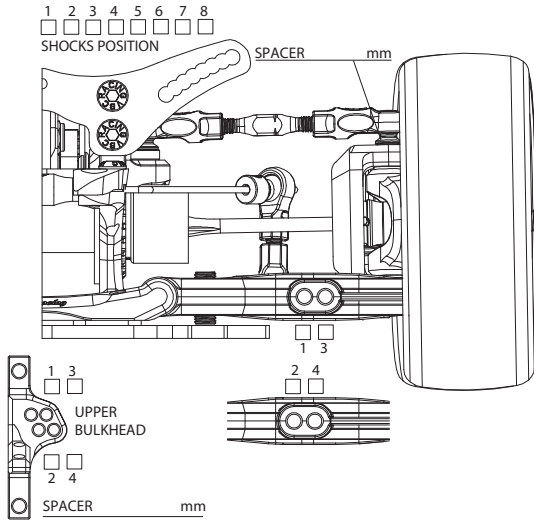
WILDFIRE DO6

1/10 4WD ELECTRIC COMPETITION TOURING CAR KIT

SETUP SHEET

vbc racing

DRIVER	DATE
TRACK NAME	RESULT
COMPOSITION	(INDOOR/OUTDOOR) BEST LAP
HUMIDITY	TRACK TEMP
GRIP	HI MEDIUM LOW
	SURFACE SMOOTH BUMPY

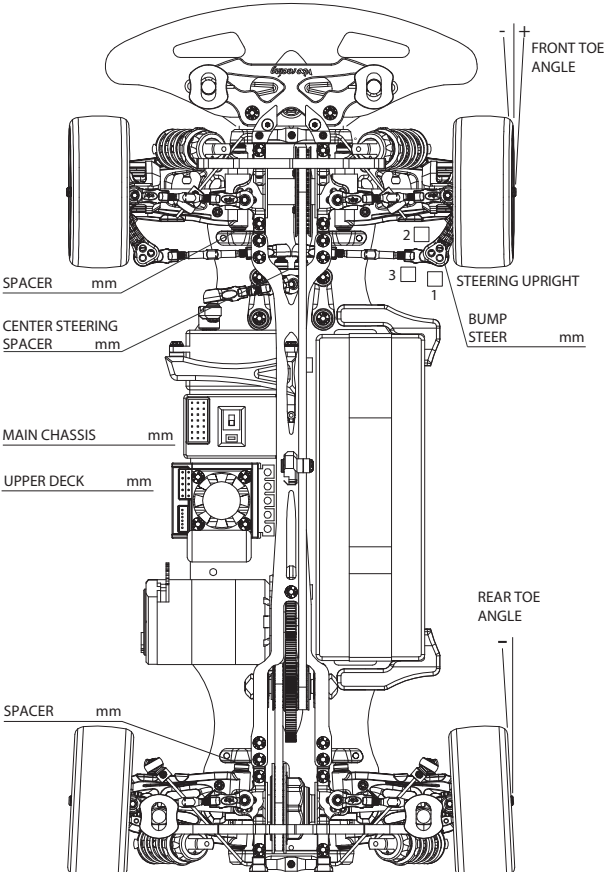


FRONT

GROUND CLEARANCE	mm	DROOP	
CAMBER ANGLE	°	TOE ANGLE	°
CASTER BLOCK	°	FRONT DRIVE	DIFF (OIL) / DIRECT
STABILIZER	1.2	1.3	1.4 WHEEL SPACER mm
SUSPENSION SHIM (FF)	mm	SUSPENSION SHIM (FR)	mm
SUSPENSION MOUNT (FF)		SUSPENSION MOUNT (FR)	
WHEELBASE	FRONT	REAR	BELT TENSION
AXLE TYPE / SIZE	TWO PIECE JOINT / SINGLE JOINT (STEEL/ALUM)		mm

REAR

GROUND CLEARANCE	mm	DROOP	
CAMBER ANGLE	°	TOE ANGLE	°
REAR DRIVE	DIFF (OIL)	DRIVE CUP	ALUMINUM/STEEL
STABILIZER	1.2	1.3	1.4 WHEEL SPACER mm
SUSPENSION SHIM (RF)	mm	SUSPENSION SHIM (RR)	mm
SUSPENSION MOUNT (RF)		SUSPENSION MOUNT (RR)	
WHEELBASE	FRONT	REAR	BELT TENSION
AXLE TYPE / SIZE	TWO PIECE JOINT / SINGLE JOINT (STEEL/ALUM)		mm



FRONT

SHOCK LENGTH	mm
PISTON	3 4 holes / OTHERS
OIL	
SPRING	
OIL SEALER CAP	S / MS / M / H
REBOUND	%
NOTES	

REAR

SHOCK LENGTH	mm
PISTON	3 4 holes / OTHERS
OIL	
SPRING	
OIL SEALER CAP	S / MS / M / H
REBOUND	%
NOTES	



MOTOR	SPUR	T	PINION	T	PITCH
TIRE	TIRE INSERT		WHEEL		
TIRE ADDICTIVE	TIME		TIRE WARMER		
ESC	ESC SETTING				
BATTERY	BODY		REAR WING		
REMARKS					