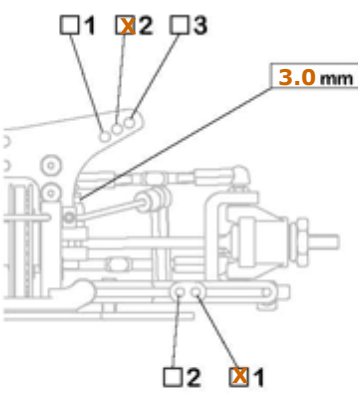


"Scythe" Setup Sheet for

Carpet

Name **Stephan Hellfeuer** Date **10.12.06** Humidity % Air Temp. °C
 Track **VIOL Model Racing** Track Condition bad 1 2 3 4 **5** good Track Temp. °C

Front Suspension



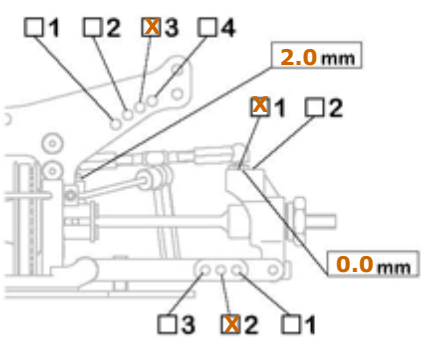
Camber Angle **-1.0** °
 Castor **4** °
 Ride Height **5.0** mm
 Droop **5.5** mm
 FR. Drive **One-way**
 Stabilizer Bar ϕ **1.6** mm
 Stick out _____ mm
 Toe Angle **0** °
 Notes -

Sus. Mount F **2.5** R **0.0** Sus. Mount Spacer F **0.0** mm R **0.0** mm

Shock Absorber

	Front 2 Holes	rear 2 Holes
Piston & Holes		
Oil	60	60
Spring	Std.	Std.
Diaphragm	Std.	Std.
Form	Tam. Bush's	Tam. Bush's
Other	Shock Spacer Inside not used	

Rear Suspension



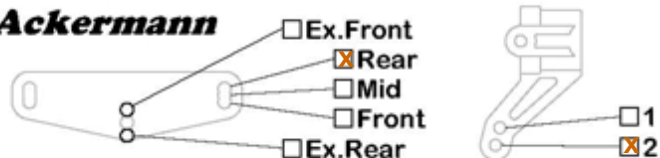
Camber Angle **-1.5** °
 Ride Height **5.3** mm
 Droop **5.0** mm
 Stabilizer Bar ϕ **1.6** mm
 Stick out _____ mm
 Upright Spacer F **2.5** mm R **0.25** mm
 Notes -

Sus. Mount F **0.0** R **3.0** Sus. Mount Spacer F **0.0** mm R **0.0** mm

Tire

	Front	rear		
Brand	CS-27R	CS-27R		
Insert	JB Blue	JB Blue		
Wheel	Orion Dish	Orion Dish		
Additive	Corally JTG	Corally JTG		
Spreaded Area	FL.	FR.	RL.	RR.

Ackermann



Ex.Front
 Rear
 Mid
 Front
 Ex.Rear
 1
 2

Radio

Transmitter **Sanwa M8**
 Receiver **Sanwa RX-311**
 Servo **Futaba S9550**
 ESC **Robitronic iCube**

Power Source

Motor **Cup Machine** Battery **SMC IB4200 WC**
 Rotor **Std.**
 Brush **Std.**
 Spring **Std.**
 Timing _____

Gear Ratio

Spur **102**
 Pinion **40** ÷
 2nd Reduction **×** 2.200
 Over All Ratio **5,6**

Body

Protoform Mazda 6

Wing

Weeeeeeeeeeeeeeeeeit Hinten