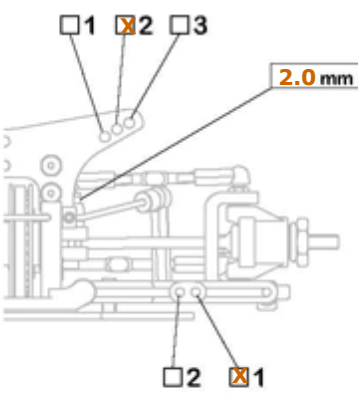


"Scythe" Setup Sheet for

Carpet

Name **Stephan Hellfeuer** Date **21.12.06** Humidity % Air Temp. °C
 Track **Racersparadise Erfstadt** Track Condition bad 1 2 3 4 **5** good Track Temp. °C

Front Suspension



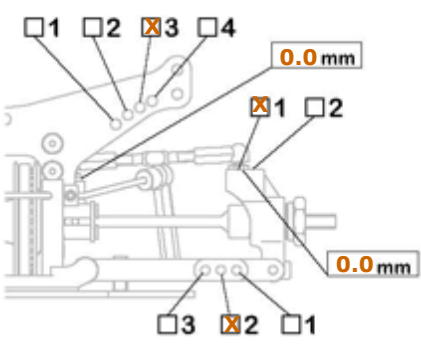
Camber Angle	-1.5 °
Castor	4 °
Ride Height	5.0 mm
Drop	5.5 mm
FR. Drive	One-way
Stabilizer Bar Stick out	φ 0.0 mm
Toe Angle	0 °
Notes	-

Sus. Mount F 2.5 R 0.0 Sus. Mount Spacer F 0.0 mm R 0.0 mm

Shock Absorber

	Front 2 Holes	rear 2 Holes
Piston & Holes		
Oil	60	60
Spring	Std.	Std.
Diaphragm	Std.	Std.
Form	Tam. Bush's	Tam. Bush's
Other	Shock Spacer Inside not used	

Rear Suspension

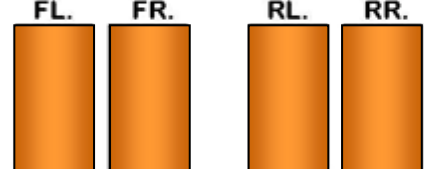


Camber Angle	-1.5 °
Ride Height	5.5 mm
Drop	5.0 mm
Stabilizer Bar Stick out	φ 1.6 mm
Upright Spacer	F 2.5 mm R 2.25 mm
Notes	-

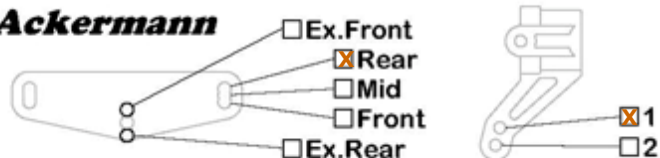
Sus. Mount F 0.0 R 3.0 Sus. Mount Spacer F 0.0 mm R 0.0 mm

Tire

	Front	rear
Brand	CS-27R	CS-27R
Insert	JB Blue	JB Blue
Wheel	Orion Dish	Orion Dish
Additive	Corally JTG	Corally JTG
Spreaded Area	FL. FR. RL. RR.	



Ackermann



Ex.Front Rear Mid Front Ex.Rear

1 2

Power Source

Motor	Cup Machine	Battery	SMC IB4200 WC
Rotor	Std.	Gear Ratio	
Brush	Std.	Spur	72
Spring	Std.	Pinion	27 ÷
Timing		2nd Reduction	× 2.200
		Over All Ratio	5,9

Radio

Transmitter **Sanwa M8**

Receiver **Sanwa RX-311**

Servo **Futaba S9550**

ESC **Robitronic iCube**

Body

Protoform Mazda 6

Wing

Weeeeeeeeeeeeeeeeeit Hinten