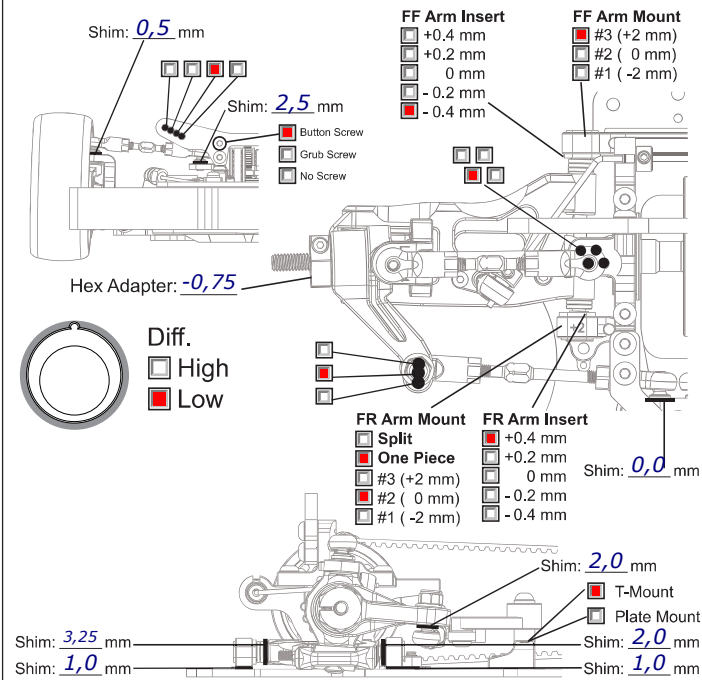


TRACK CONDITIONS

Type : Carpet Asphalt Size: Open Med. Tight
 Place : Indoor Outdoor Traction: High Med. Low
 Surface: Smooth Med. Bumpy Track Temp/Air Temp: _____ / _____
 Note: _____

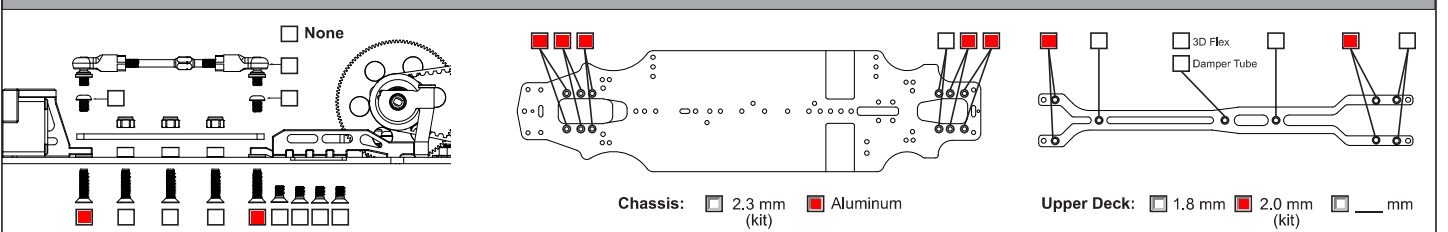
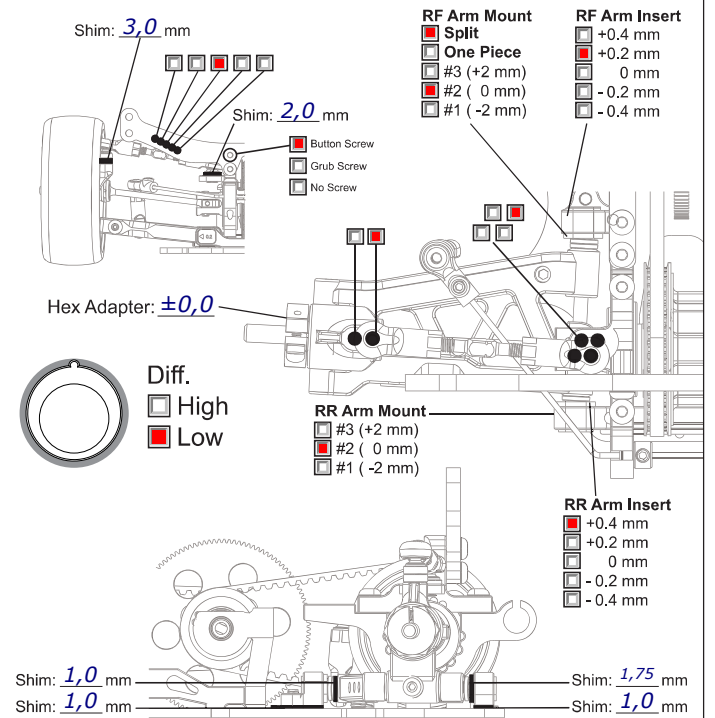
FRONT SUSPENSION

Track Width: 187 mm Gear Diff _____ wt
 Toe Angle: +1,0 ° Spool
 Caster: 4 °
 Camber: -1,5 °
 Ride Height: 5,2 mm Anti-Roll Bar: \varnothing 1,5 mm
 Down Stop: 6,1 (31,8/axle) mm



REAR SUSPENSION

Track Width: 187 mm Gear Diff 5'000 wt
 Toe Angle: 3,0 °
 Camber: -1,5 °
 Ride Height: 5,6 mm
 Down Stop: 5,1 (31,0/axle) mm Anti-Roll Bar: \varnothing 1,2 mm



ELECTRONICS

Servo: Futaba
 ESC: Tekin RS Gen2
 Battery: Nosram 5600 mAh LCG

MOTOR

Brand: Orion VST2 Sport
 Turns: 13,5T
 Timing: fix

ESC

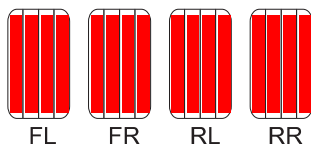
Punch: _____
 Initial Brake: 0%
 Drag Brake: 0%
 ESC Timing Turbo Timing

DRIVE RATIO


Spur 100 T
 Pinion 38 T $\times 1.9 =$ 5.00

TIRES

Insert: _____
 Wheel: Volante
 Shore/deg: _____
 Compound: 28R
 Tire Temp: _____
 Tire additive: CS
 Treated Area



SHOCKS



BODY

