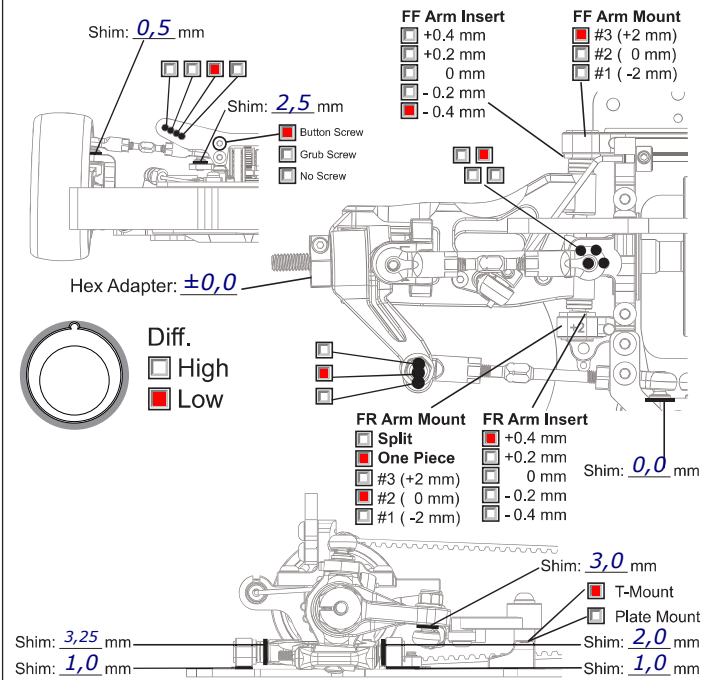


**TRACK CONDITIONS**

Type :  Carpet  Asphalt      Size:  Open  Med.  Tight  
 Place :  Indoor  Outdoor      Traction:  High  Med.  Low  
 Surface:  Smooth  Med.  Bumpy      Track Temp/Air Temp: \_\_\_\_\_ / \_\_\_\_\_  
 Note: \_\_\_\_\_

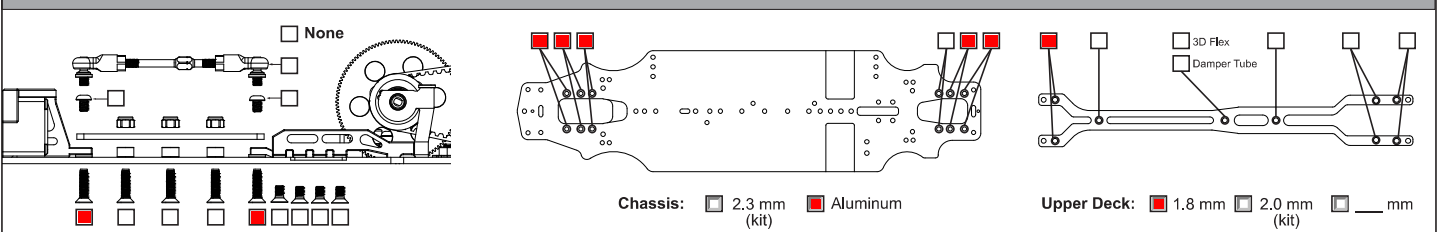
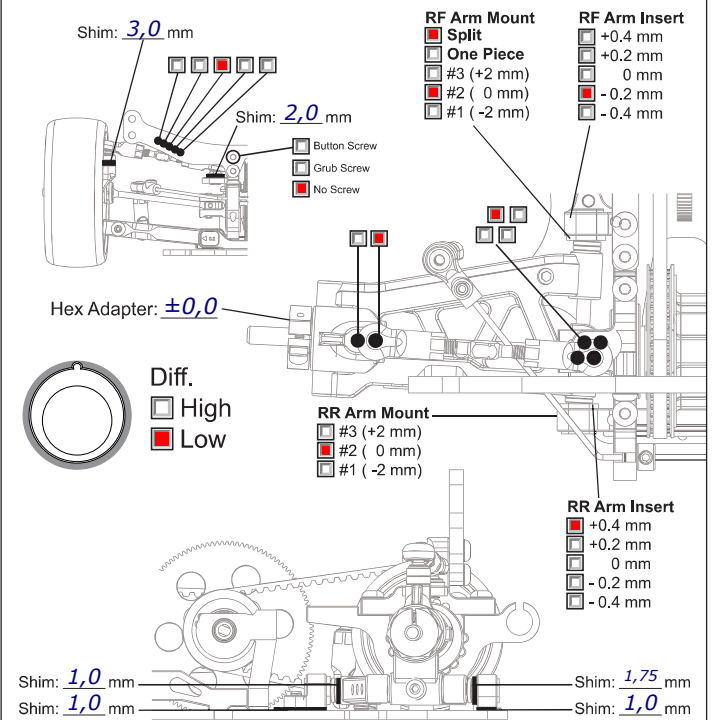
**FRONT SUSPENSION**

Track Width: 187 mm       Gear Diff \_\_\_\_\_ wt  
 Toe Angle: +1,0 °       Spool  
 Caster: 4 °  
 Camber: -1,5 °  
 Ride Height: 5,2 mm      Anti-Roll Bar:  $\varnothing$  1,2 mm  
 Down Stop: 7,1 (32,8/axle) mm



**REAR SUSPENSION**

Track Width: 187 mm      Gear Diff 5'000 wt  
 Toe Angle: 3,0 °  
 Camber: -1,5 °  
 Ride Height: 5,6 mm  
 Down Stop: 5,6 (31,5/axle) mm      Anti-Roll Bar:  $\varnothing$  1,2 mm



**ELECTRONICS**

Servo: Futaba  
 ESC: Tekin RSX  
 Battery: Nosram HV 6400 mAh LCG

**MOTOR**

Brand: Tekin G3  
 Turns: 4,5T  
 Timing: 5°

**ESC**

Punch: \_\_\_\_\_  
 Initial Brake: 0%  
 Drag Brake: 25%  
 ESC Timing  Turbo Timing

**DRIVE RATIO**


Spur 110 T X1.9 = 8.71  
 Pinion 24 T

**TIRES**

Insert: \_\_\_\_\_  
 Wheel: Volante  
 Shore/deg: \_\_\_\_\_  
 Compound: 28R  
 Tire Temp: \_\_\_\_\_  
 Tire additive: CS



**SHOCKS**



**BODY**

