

TRF416

TAMIYA RACING FACTORY

CHASSIS KIT

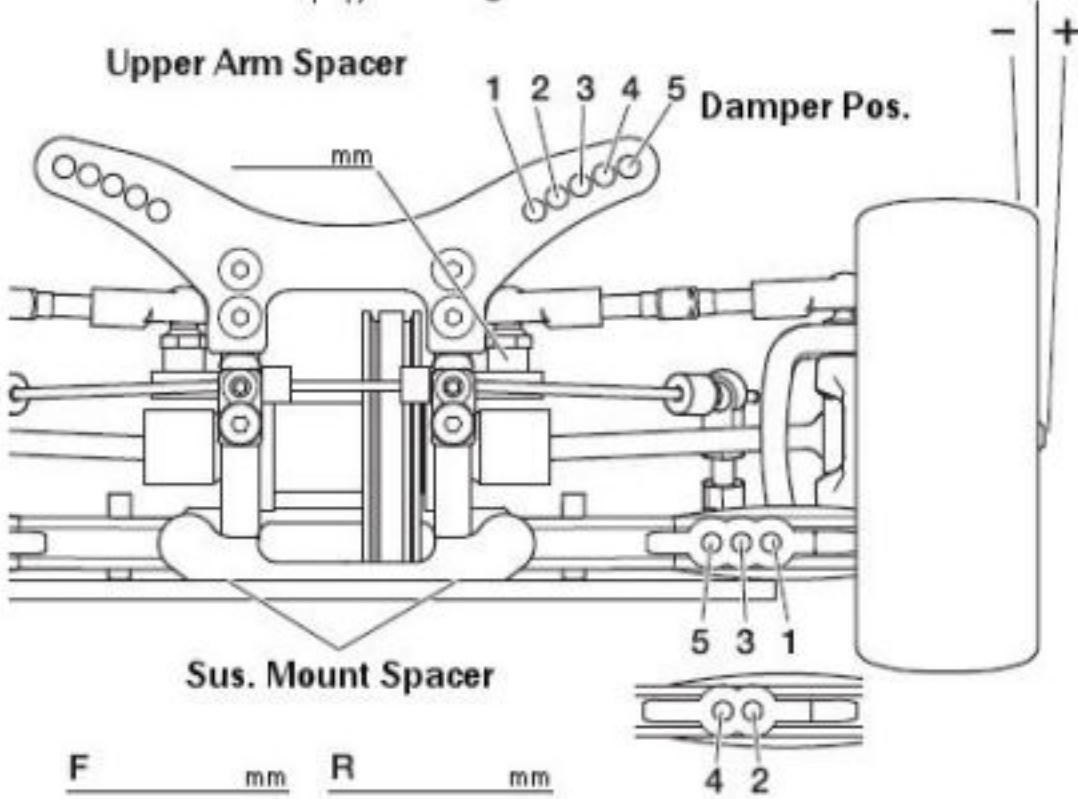
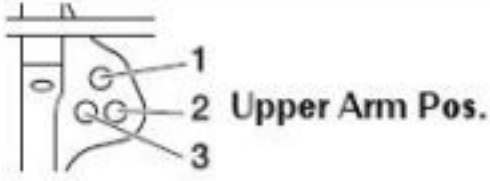
1/10 SCALE R/C 4WD RACING CAR
TRF416 CHASSIS KIT

SETTING SHEET

Name _____ Date _____ Air Temp. _____ Humidity _____

Track _____ Track Condition _____ Track Temp _____

[FRONT]

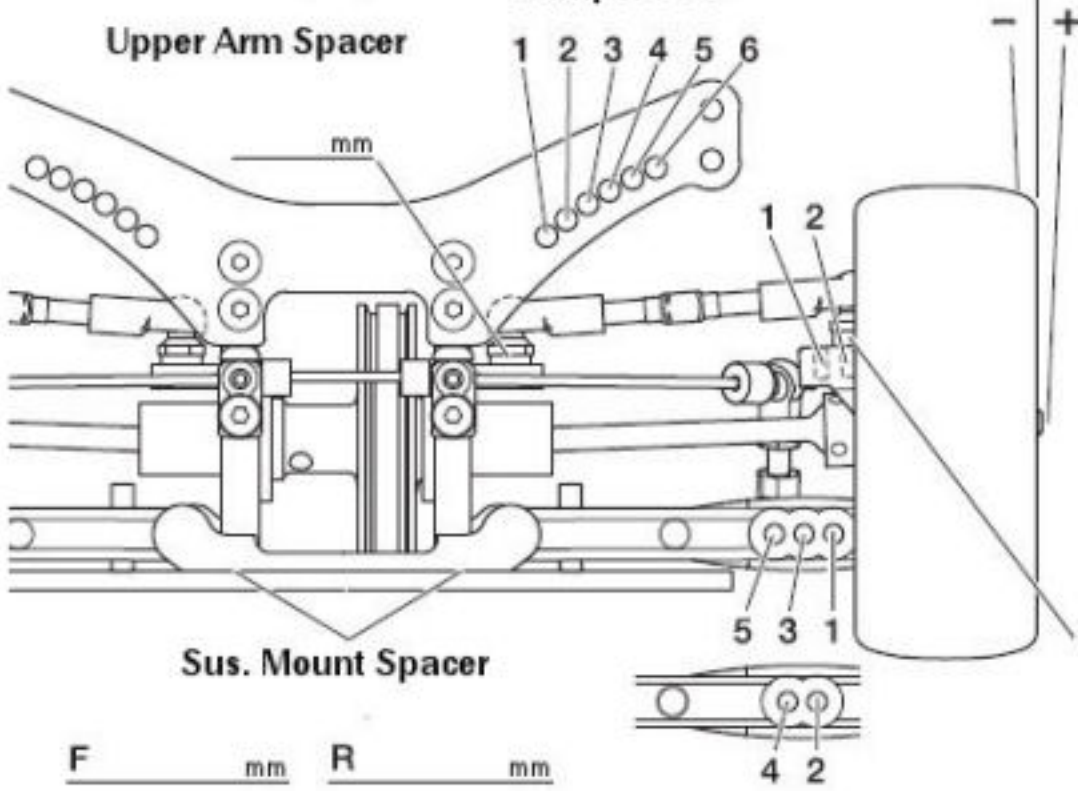
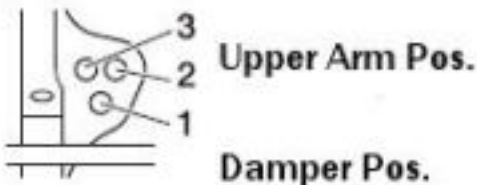


Caster Blocks _____
2° 4°
Camber _____ °
Ride Height _____ mm
Droop _____ mm
Front Axle _____
One-way Diff Spool
Roll bar _____
None S M H
Wheel Spacer _____ mm
Notes _____



Shock Bushing _____
Piece(s) _____
Piston _____
Holes _____
Oil _____
Weight _____
Spring _____
Shock Length _____ mm
Wheel Hex _____ mm
Rebound _____ %

[REAR]

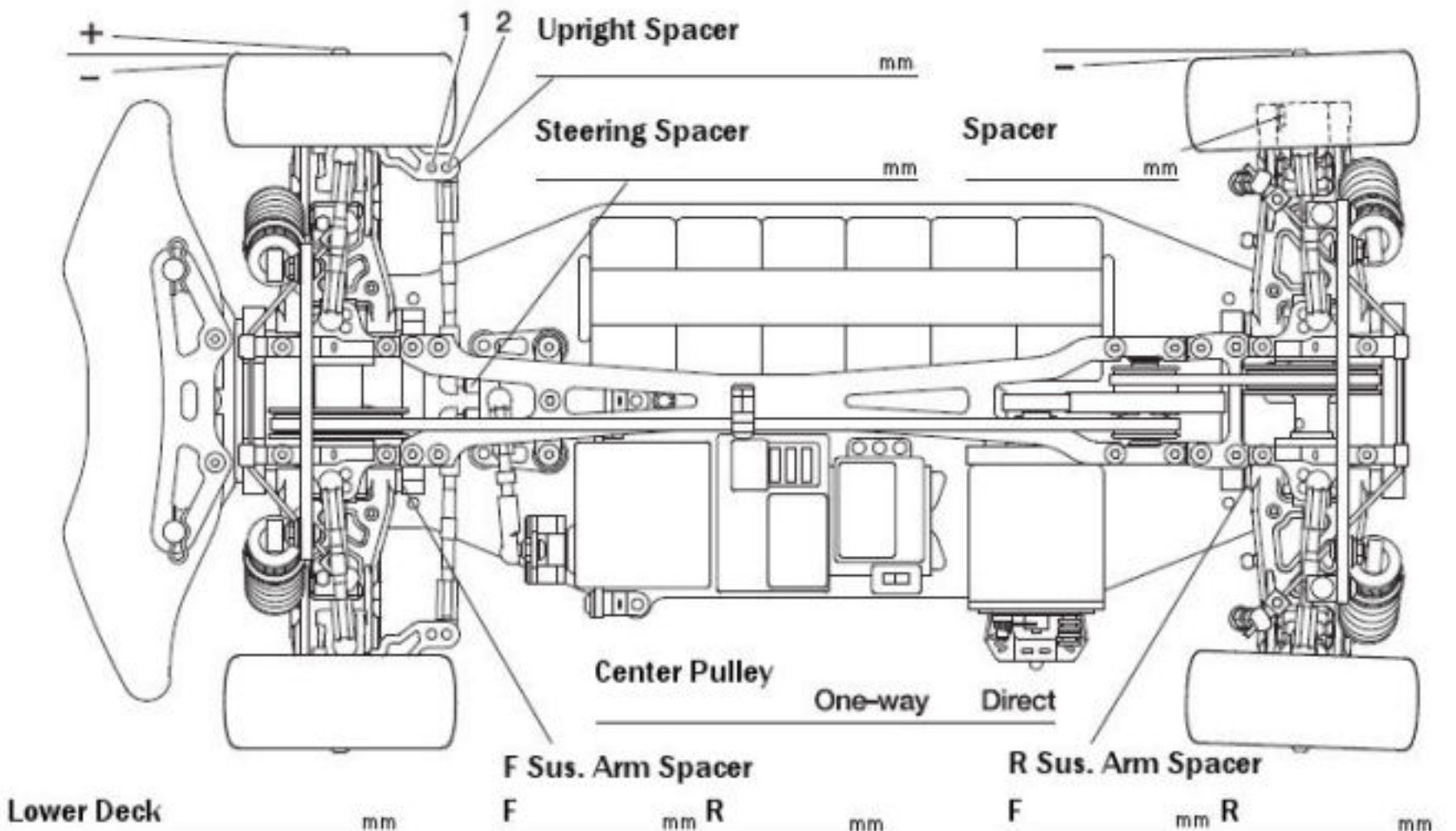


Rear Hub _____ °
Camber _____ °
Ride Height _____ mm
Droop _____ mm
Roll bar _____
None S M H
Wheel Spacer _____ mm
Upper Arm Spacer _____ mm



Shock Bushing _____
Piece(s) _____
Piston _____
Holes _____
Oil _____
Weight _____
Spring _____
Shock Length _____ mm
Wheel Hex _____ mm
Rebound _____ %

Toe Angle _____ ° F Sus. Mount F R R Sus. Mount F R



Motor _____
Spur Pinion _____
T T
Battery _____
Body _____
Wing _____
Tire _____
Wheel _____
Insert _____
Best Lap _____