

DRIVER, TRACK & RESULTS

DRIVER	COUNTRY	WEATHER	AIR TEMP	TRACK TEMP	<input type="checkbox"/> DRY	<input type="checkbox"/> INTERMEDIATE	<input type="checkbox"/> WET
TRACK	CONDITION	<input type="checkbox"/> ASPHALT	<input type="checkbox"/> CARPET	<input type="checkbox"/> LOW	<input type="checkbox"/> MEDIUM	<input type="checkbox"/> HIGH	<input type="checkbox"/> BUMPY <input type="checkbox"/> SMOOTH
RACE	DATE	QUALIFICATION	BEST LAP TIME		FINAL		

FRONT DRIVE TRAIN	REAR
<input type="checkbox"/> GEAR DIFF	<input type="checkbox"/> GEAR DIFF
<input type="checkbox"/> SPOOL	

HEAVE DAMPER	
OIL	OIL
SPRINGS	SPRINGS
SHIM <input type="text" value="mm"/>	SHIM <input type="text" value="mm"/>

ROLL DAMPER	
OIL	OIL
SPRINGS	SPRINGS
HOLES	HOLES

REAR REACTIVE SYSTEM	
<input type="checkbox"/> LONG RRS LINK	<input type="checkbox"/> SHORT RRS LINK

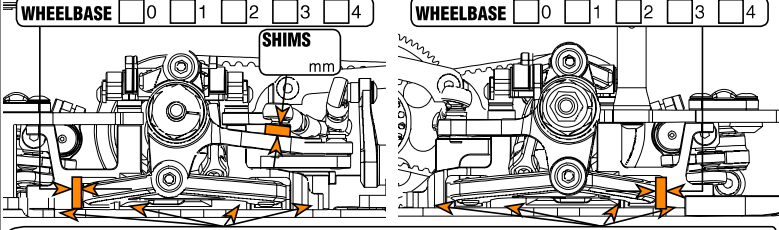
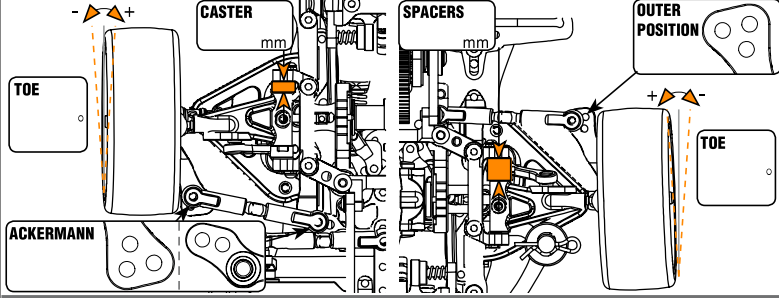
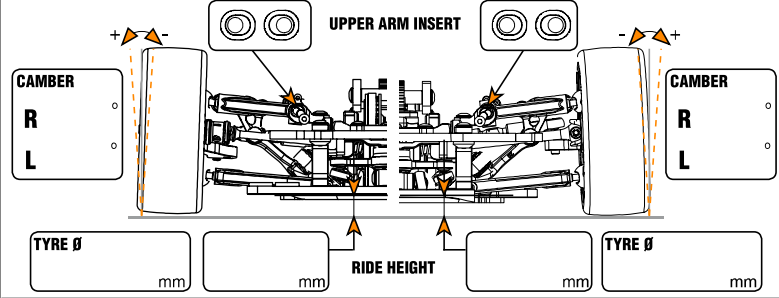
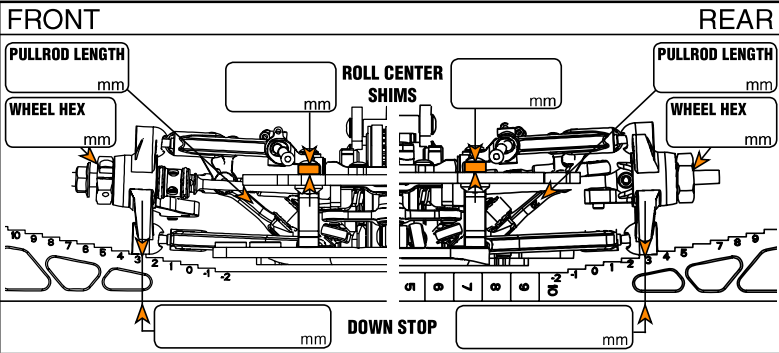
TYRES <input type="checkbox"/> Controlled	
BRAND/TYPE	
INSERTS	
ADDITIVE	
TIME	
SURFACE	

ELECTRONICS	
BATTERY	
MOTOR	TIMING
ESC	RECEIVER
SERVO	RADIO

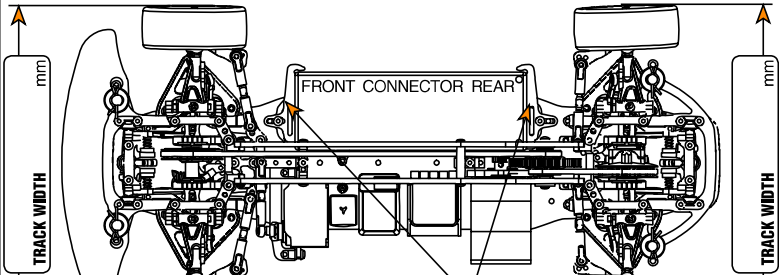
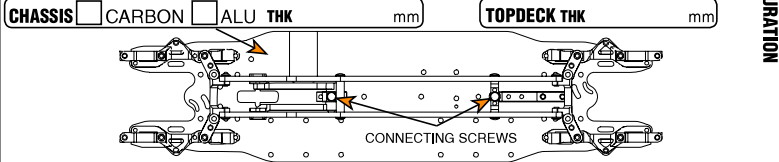
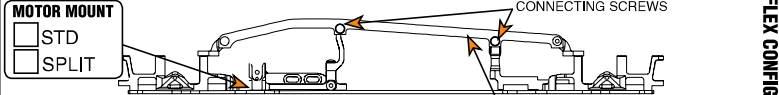
RATIO CONFIGURATION		
PINION	SPUR GEAR	PITCH
FINAL RATIO	ROLLOUT <input type="text" value="mm"/>	

AERODYNAMIC CONFIGURATION	
BODY	WING
BODY POSITION <input type="text" value="mm"/>	

REMARKS



MID LOW	MID HIGH	HIGH	ROLL CENTER BOTTOM INSERTS	MID LOW	MID HIGH	HIGH
----------------	-----------------	-------------	-----------------------------------	----------------	-----------------	-------------



WEIGHT DISTRIBUTION	
CAR WEIGHT	
BATTERY POS. <input type="checkbox"/> FR <input type="checkbox"/> MID <input type="checkbox"/> RR	

FLEX CONFIGURATION