

DRIVER AND EVENT DETAILS

Name

Date

Event

Weather

Result

CHASSIS AND ELECTRICS

Chassis

Top Deck

Bodyshell

Wing

E.S.C

Servo

Receiver

Cells

TRACK CONDITIONS

Grip Level High Medium Low

Type Tight Open Both

Surface Carpet Tarmac Wood

Condition Smooth Bumpy

Temperature °C °F

Venue Indoor Outdoor



MOTOR AND GEARING

Motor

Rotor Diameter

Timing

Gear Pitch 48Dp 64Dp

Spur Size

Pinion Size

Transmission
Option 1 Option 2

WHEELS, TYRES AND INSERTS

Wheels

Tyres

Inserts

Tyre Additive

Additive Time MIN (R) MIN (F)

Tyre Warmers Yes No

DRIVER NOTES

Front Shocks

Oil WT

Springs

Piston Holes 2 3

length

Rebound %

FRONT SETTINGS

Drive Diff Spool One-Way Height High Low

Servo Saver Yes No Yoke Flex X M STD

Pivot Blocks Moulded (std) Alloy

Screw Block Spacers Front mm Rear mm

Wishbone Quik-Klips Front mm Rear mm

Toe In-Out In-board Out-board °

Ride Height (Chassis to Floor) mm

Droop On 10mm Block Axle Height mm

Anti-roll Bar No 1.20 1.40 1.60

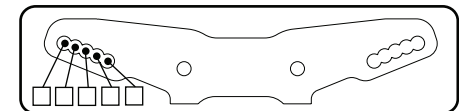
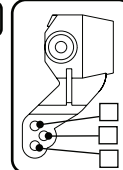
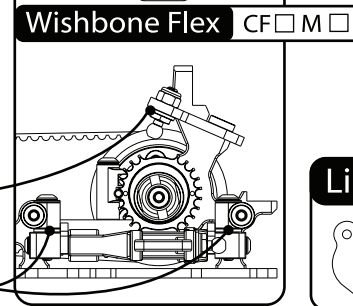
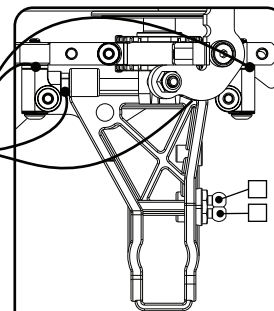
Castor 0° 2° 4° 6°

Camber Positive Negative Deg

Link Washers Under Ball Under Bracket mm

Inboard Pin Kick-up Anti-dive Horizontal

Pivot Block Spacers Front mm Rear mm



Centre Track Rod

Washers mm

Link Mount

1 Groove - 45mm

2 Groove - 42mm

3 Groove - 39mm

4 Groove - 37mm

REAR SETTINGS

Drive Height High Low

Pivot Blocks Moulded (std) Alloy

Screw Block Spacers Front mm Rear mm

Wishbone Quik-Klips Front mm Rear mm

Toe In In-board ° Out-board °

Ride Height (Chassis to Floor) mm

Droop On 10mm Block Axle Height mm

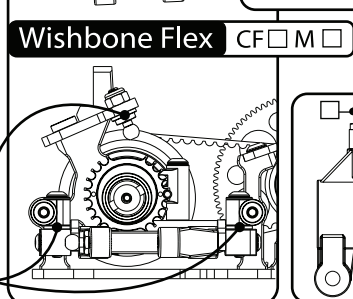
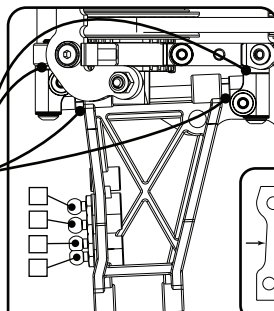
Anti-roll Bar No 1.20 1.40 1.60

Camber Positive Negative Deg

Link Washers Under Ball Under Bracket mm

Inboard Pin Pro-Squat Anti-Squat Horizontal

Pivot Block Spacers Front mm Rear mm



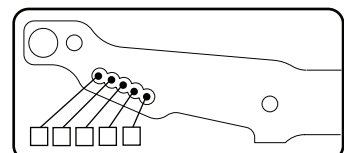
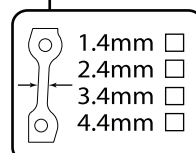
Link Mount

1 Groove - 45mm

2 Groove - 42mm

3 Groove - 39mm

4 Groove - 37mm



Wishbone Flex

CF M

Rear Shocks

Oil WT

Springs

Piston Holes 2 3

length

Rebound %