

DRIVER AND EVENT DETAILS

Name

Date

Event

Weather

Result

CHASSIS AND ELECTRICS

Chassis

Top Deck

Bodyshell

Wing

E.S.C

Servo

Receiver

Number of Cells 4 5 6

Type of Cells

TRACK CONDITIONS

Grip Level High Medium Low

Type Tight Open Both

Surface Carpet Tarmac Wood

Condition Smooth Bumpy

Temperature °C °F

Venue Indoor Outdoor

MOTOR AND GEARING

Type Brushed Brushless

Motor

Brush

Spring

Timing

Gear Pitch 48Dp 64Dp

Spur Size

Pinion Size

Arrn01@PetitRC.com



WHEELS, TYRES AND INSERTS

Wheels

Tyres

Inserts

Tyre Additive

Additive Time MIN (R) MIN (F)

Tyre Warmers Yes No

DRIVER NOTES

FRONT SETTINGS

Drive Diff Spool One-Way Height High Low

Servo Saver Yes No

Pivot Blocks Moulded (std) Alloy

Screw Block Spacers Front mm Rear mm

Wishbone Quik-Klips Front mm Rear mm

Toe In-Out In-board Out-board °

Ride Height (Chassis to Floor) mm

Droop mm

Anti-roll Bar No 1.20 1.40 1.60

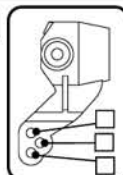
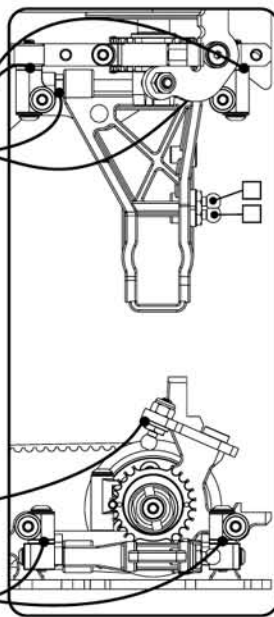
Castor 0° 2° 4° 6°

Camber Positive Negative Deg

Link Washers mm

Inboard Pin Kick-up Anti-dive Horizontal

Pivot Block Spacers Front mm Rear mm



Front Shocks

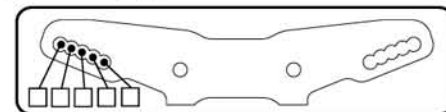
Oil WT

Springs

Piston Holes 2 3

length

Rebound %



Centre Track Rod

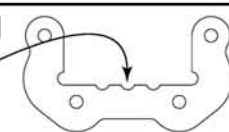
Washers mm

Link Mount

1 Groove

2 Groove

3 Groove



REAR SETTINGS

Drive Height High Low

Pivot Blocks Moulded (std) Alloy

Screw Block Spacers Front mm Rear mm

Wishbone Quik-Klips Front mm Rear mm

Toe In In-board ° Out-board °

Ride Height (Chassis to Floor) mm

Droop mm

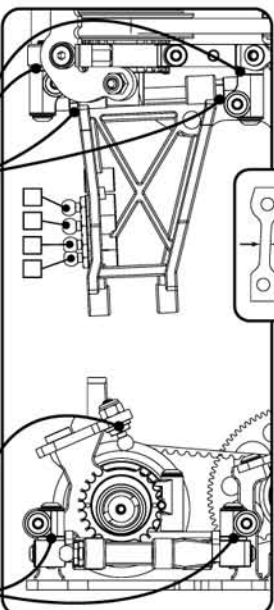
Anti-roll Bar No 1.20 1.40 1.60

Camber Positive Negative Deg

Link Washers mm

Inboard Pin Pro-Squat Anti-Squat Horizontal

Pivot Block Spacers Front mm Rear mm



Link Mount

1 Groove

2 Groove

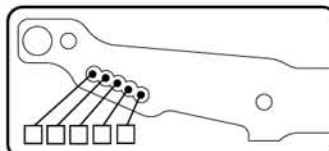
3 Groove

1.4mm

2.4mm

3.4mm

4.4mm



Rear Shocks

Oil WT

Springs

Piston Holes 2 3

length

Rebound %

