




Instruction Manual v 1.0



Schumacher Racing
71-73 Schumacher Racing
Moulton Park
Northampton



www.racing-cars.com

Schumacher USA Inc
6302 Benjamin Road
Suite 404
Tampa
Florida 33634
U.S.A

S1141





RADIO GEAR



G856
PC6 Charger Ni-cd+Ni-MH



G747 1B 4200 Team 6pk
G751 1B 4200 Team 5pk



Z100 Keyence Rapide Pro ESC
Z200 Keyence eXstraight ESC



BODYSHELL



TOURING CAR TYRES
SEE CENTRE PAGES

ADDITIONAL ITEMS
REQUIRED
(NOT SUPPLIED)



Silicone shock oil

G020 ~ 20 weight (thin)
G025 ~ 25 weight
G030 ~ 30 weight
G035 ~ 35 weight
G040 ~ 40 weight
G045 ~ 45 weight
G050 ~ 50 weight
G055 ~ 55 weight
G060 ~ 60 weight
G070 ~ 70 weight
G080 ~ 80 weight
G100 ~ 100 weight
G120 ~ 120 weight (thick)

GP "AA" Pencil
2700 NiMH (pk4)
G721

Mains & 12volt
"AA" & "AAA"
Charger
G849

GP "AA" Alkaline
Batteries
G718 (Pack 4)

HW010 Whta Precision Circclip Pliers

Curved Body Scissors
H1009
Designed for cutting out
polycarbonate bodies.

Scalpel

5.5A/F Sanner

Long Nose Pliers

Hand File

U2789 Hex Driver - 1.5mm
U2790 Hex Driver - 2.00mm
U2791 Hex Driver - 2.5mm
U2795 M3 Nut Driver
U2796 M4 Nut Driver
U2818 Body Reamer

C4450
20g CS Cyno
(Super Glue)
Thin, ideal for tyres.

BODYSHELL
PAINT

IMPORTANT SAFETY NOTES

- This product is not suitable for children under the age of 14, without the direct supervision of an adult.
- Select an area for assembly that is away from the reach of small children. The parts in this kit are small and can be swallowed by children causing choking and possible internal injuries.
- Exercise care when using hand tools and sharp instruments during assembly.
- Carefully read all manufacturers warnings and cautions for any parts used in the construction and use of your **m3**

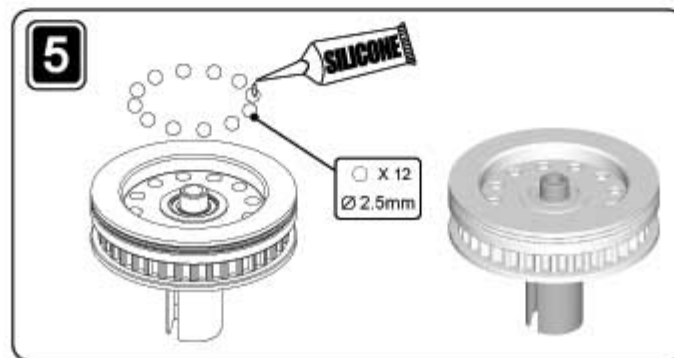
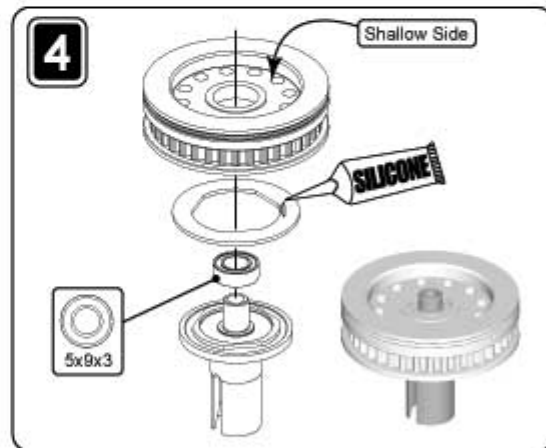
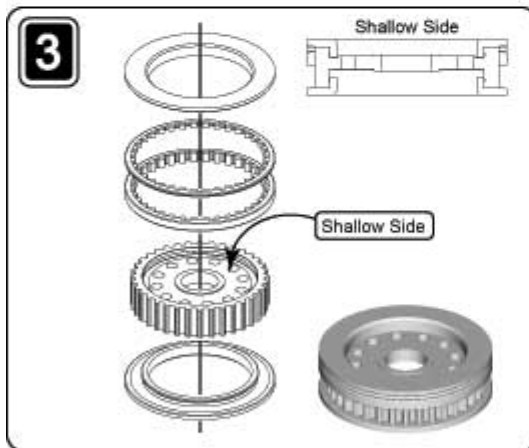
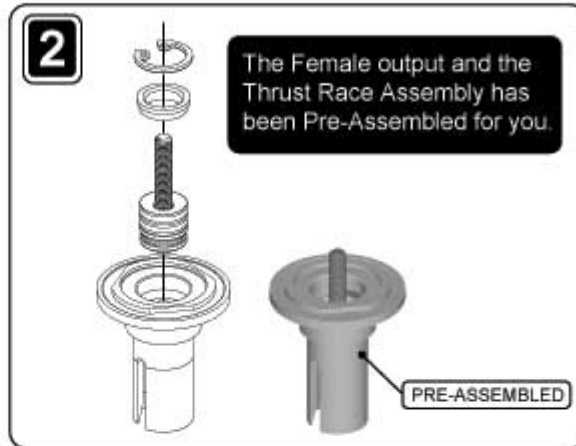
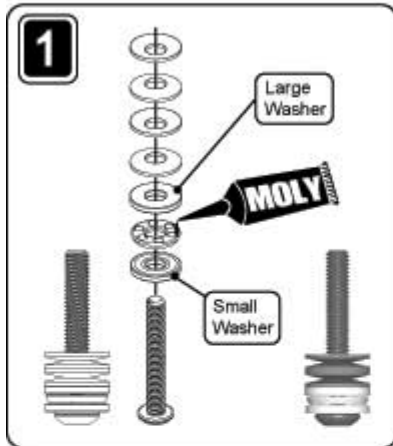
In line with our policy of continuous development the exact details of the kit may vary.

IMPORTANT

Please read the entire manual before starting the assembly of your new MI-3.
Before you start Building your car checkout the setup Sheets at the end of the manual or online at www.racing-cars.com to ensure car is built to suit your driving style and track conditions

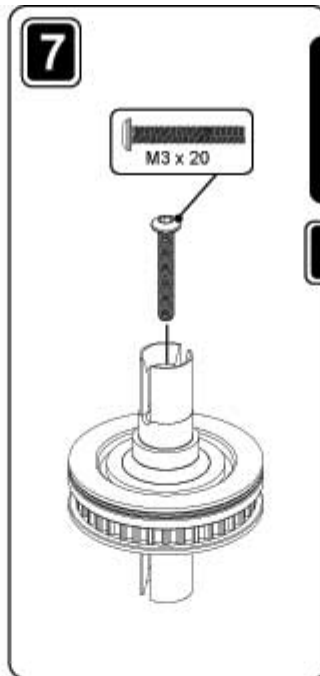
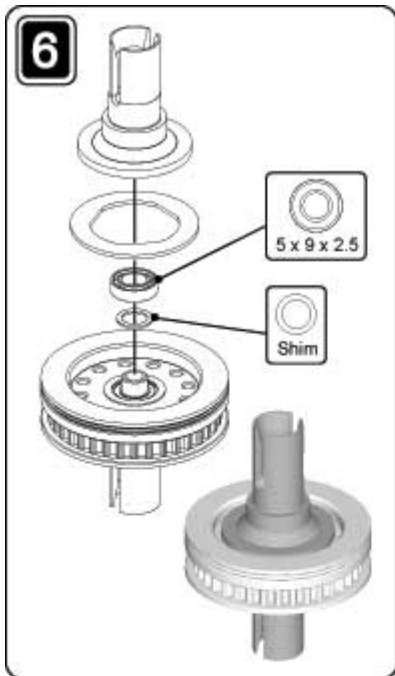


Rear Diff Assembly

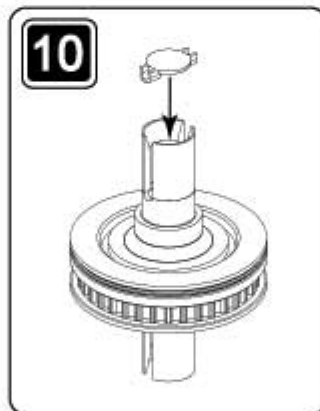
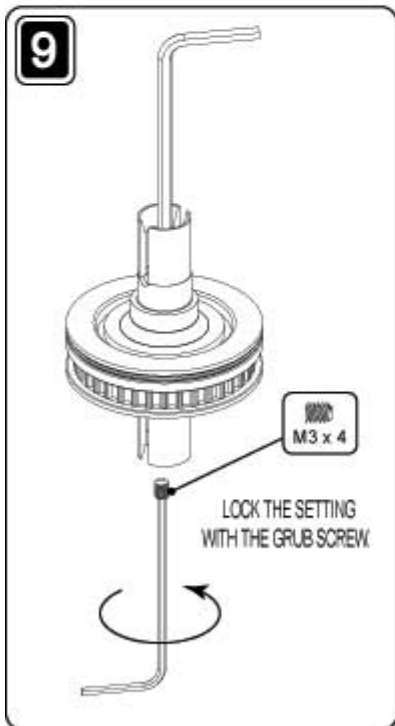
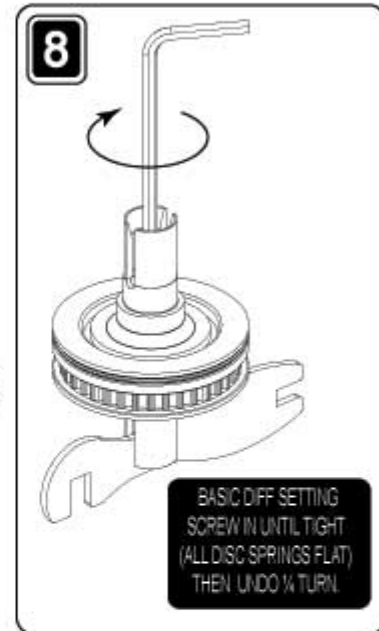


www.racing-cars.com

Page 1

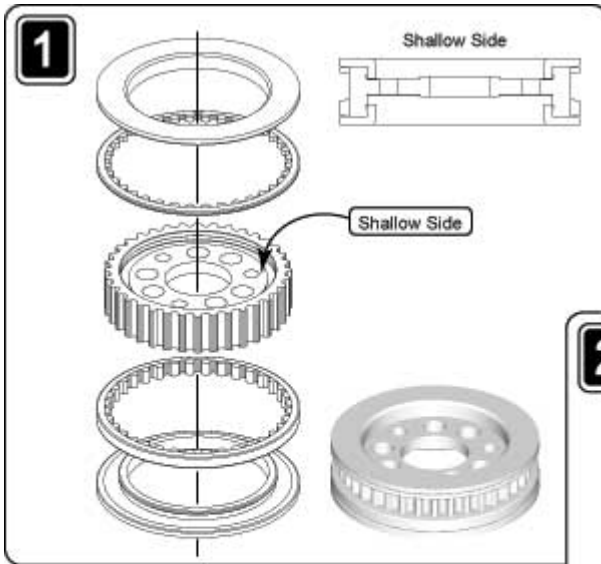


Diff Assembly cont..

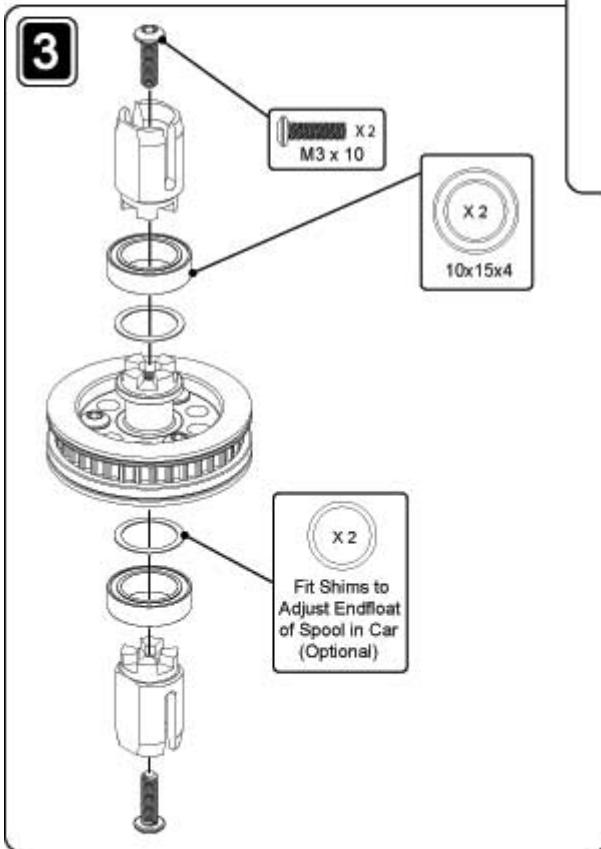
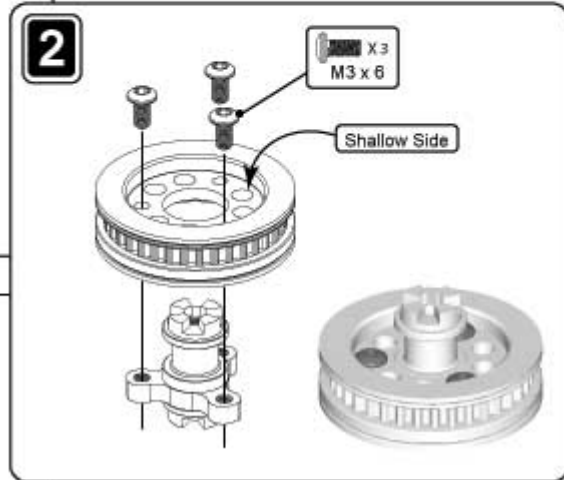


Final Assembly





Spool Assembly

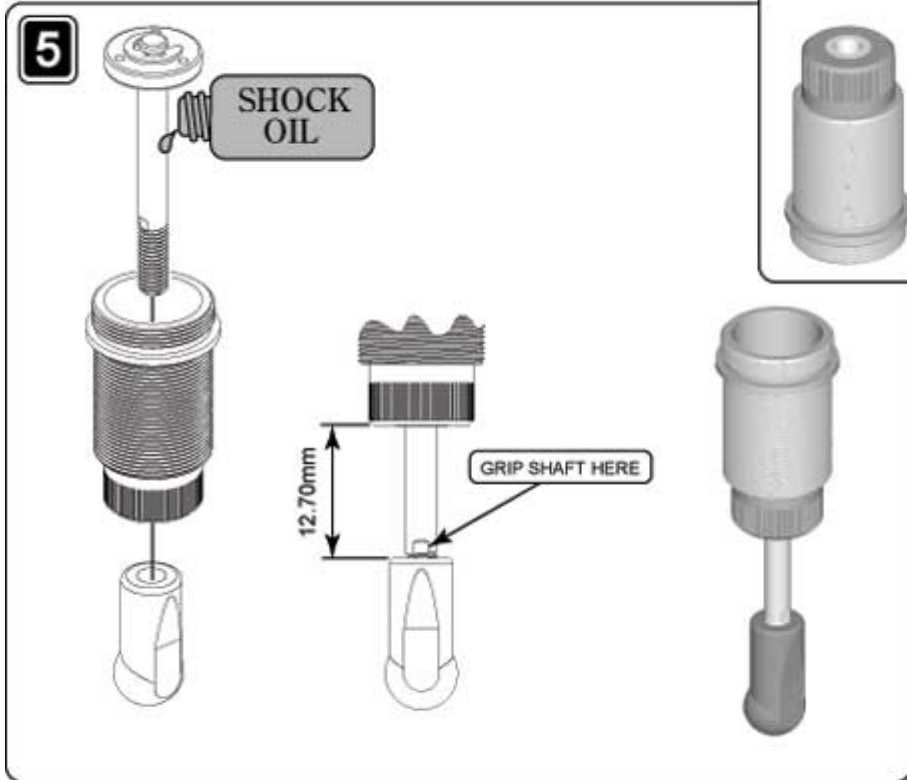
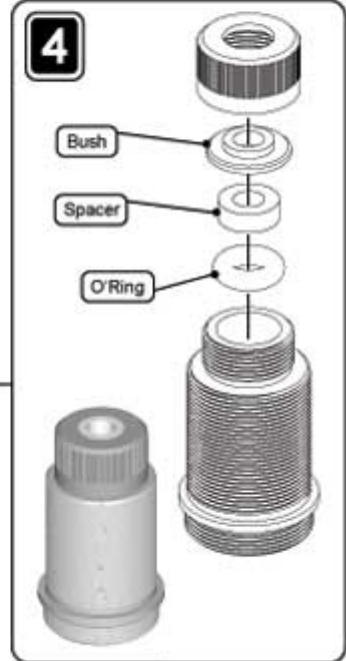


Final Assembly





Shock Assembly



6 Fill Slowly With Shock Oil until Domed. Move Piston Up and Down Slowly and Allow all Air Bubbles to Rise and disappear.

7

m3

Shock Assembly cont..

9

SHOCK OIL

Lubricate the Threads with a SMALL amount of shock oil

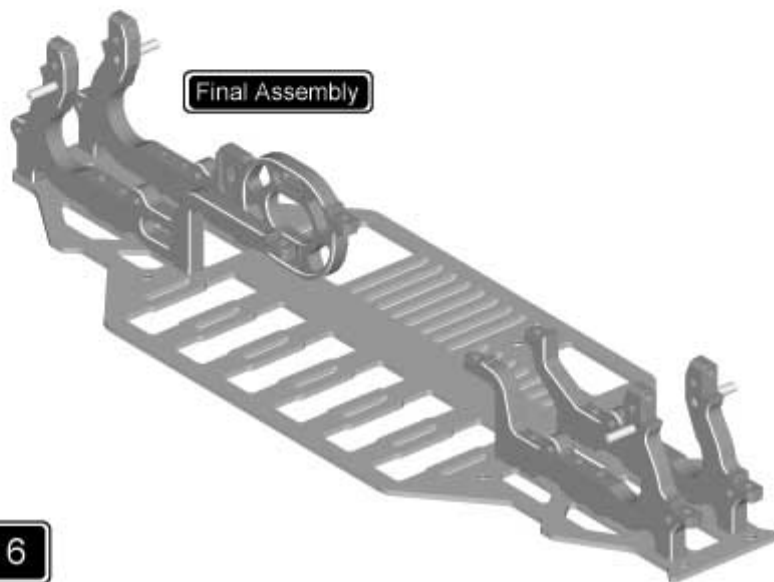
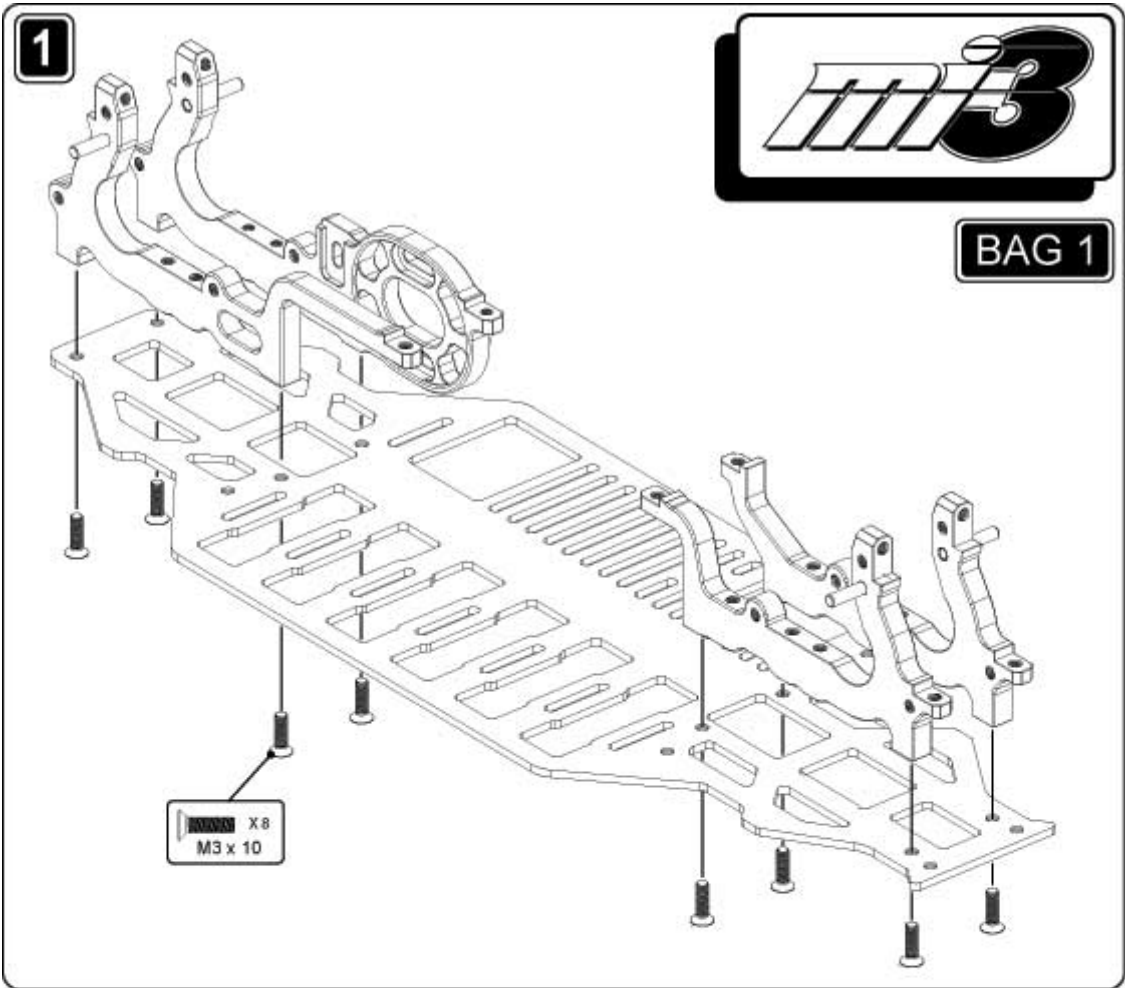
8 O'Ring

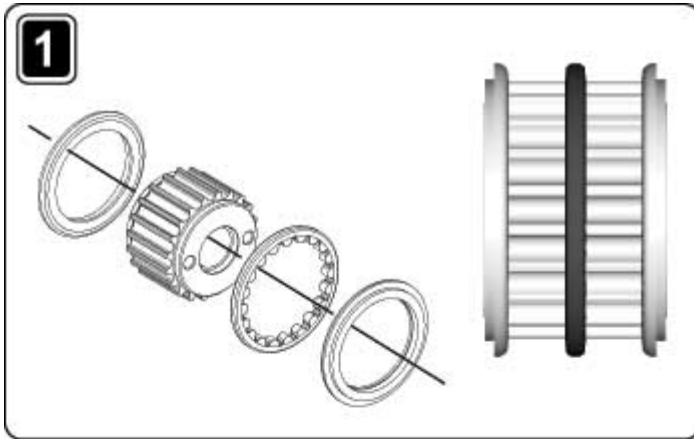
Final Assembly

61.30mm (All 4 Shocks the Same)

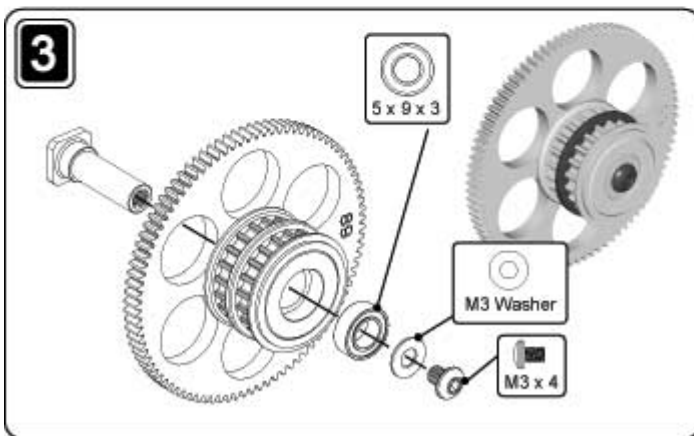
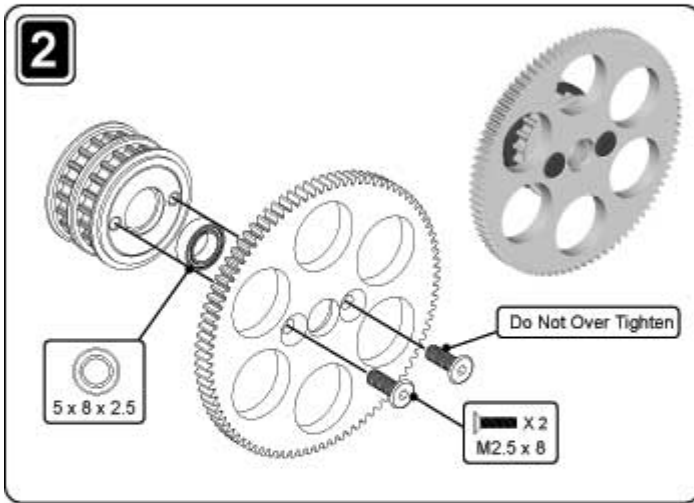


www.racing-cars.com





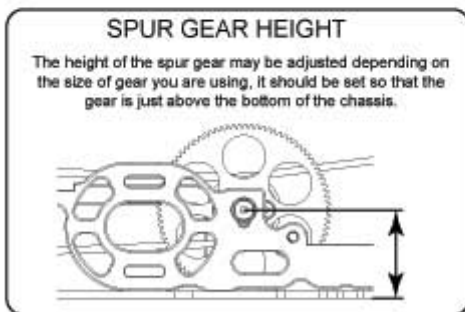

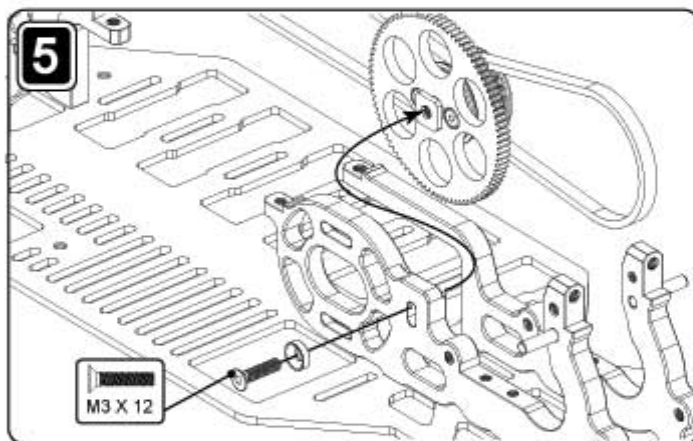
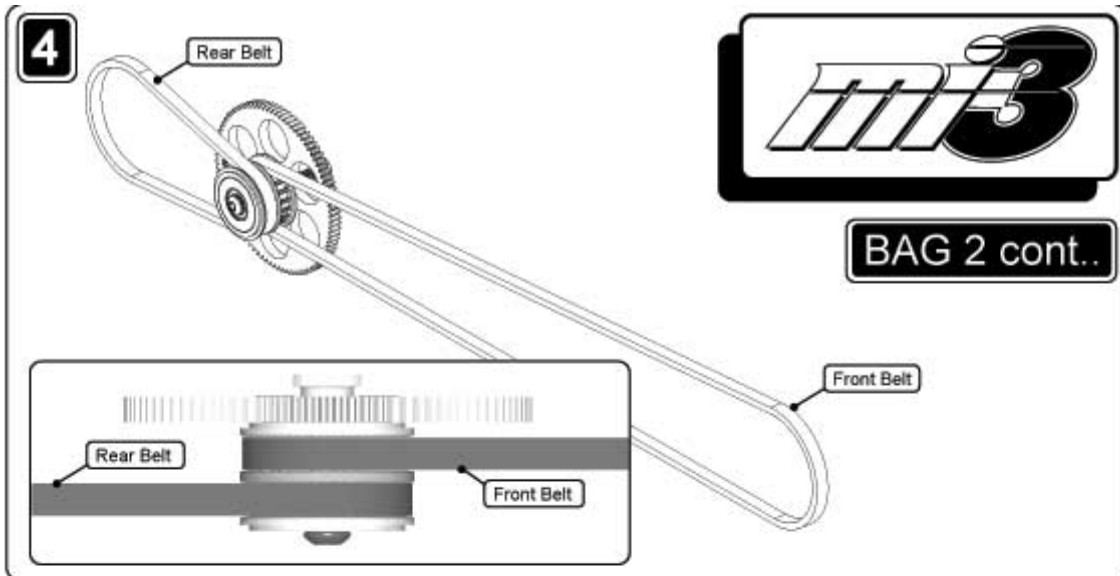
BAG 2



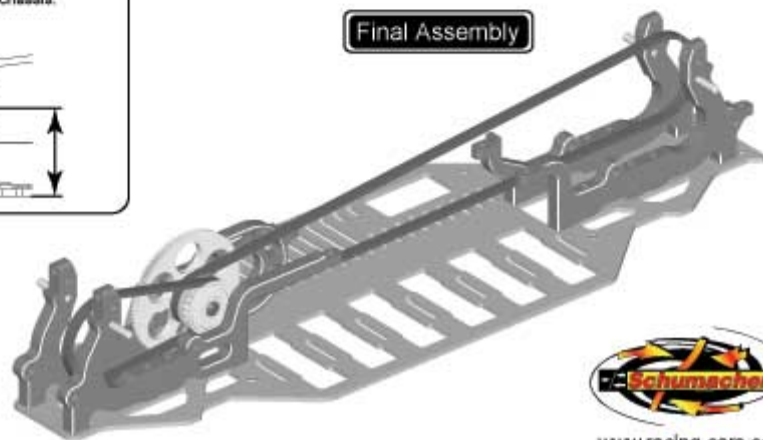
www.racing-cars.com

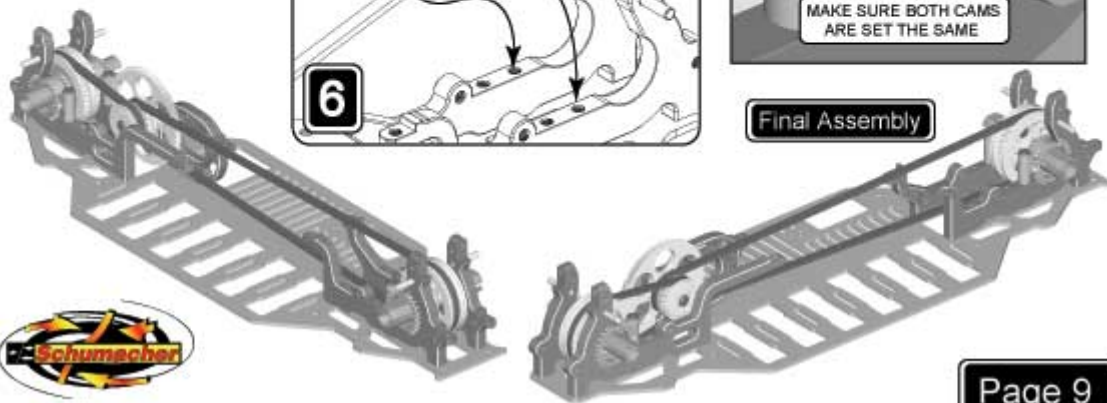

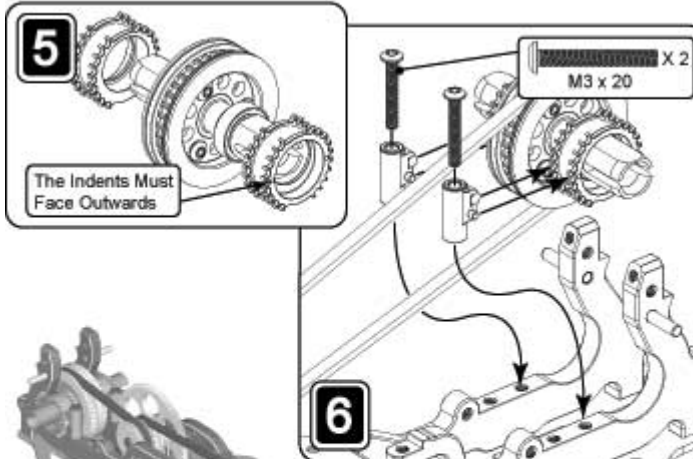
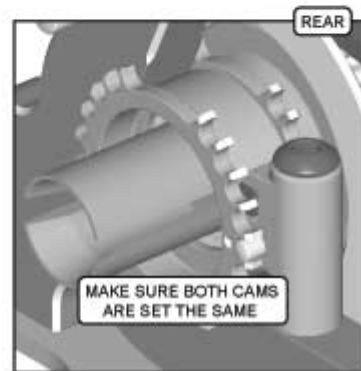
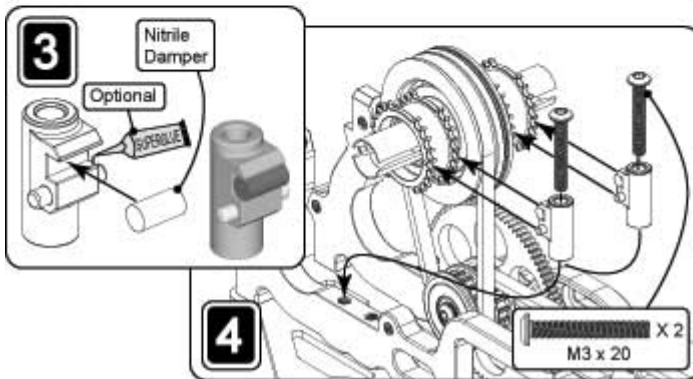
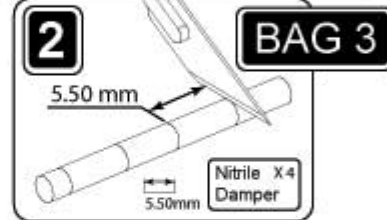
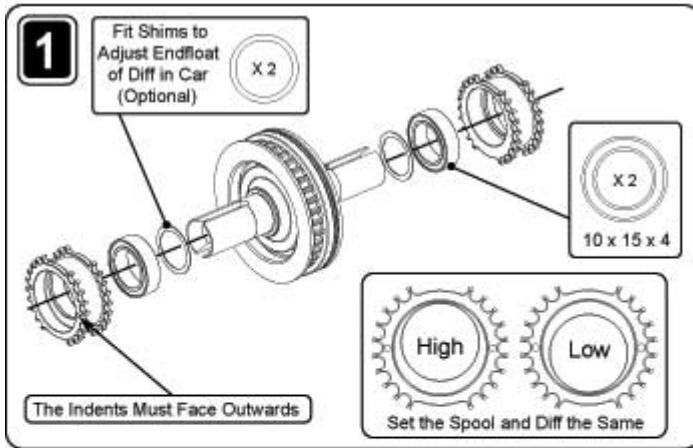
Page 7



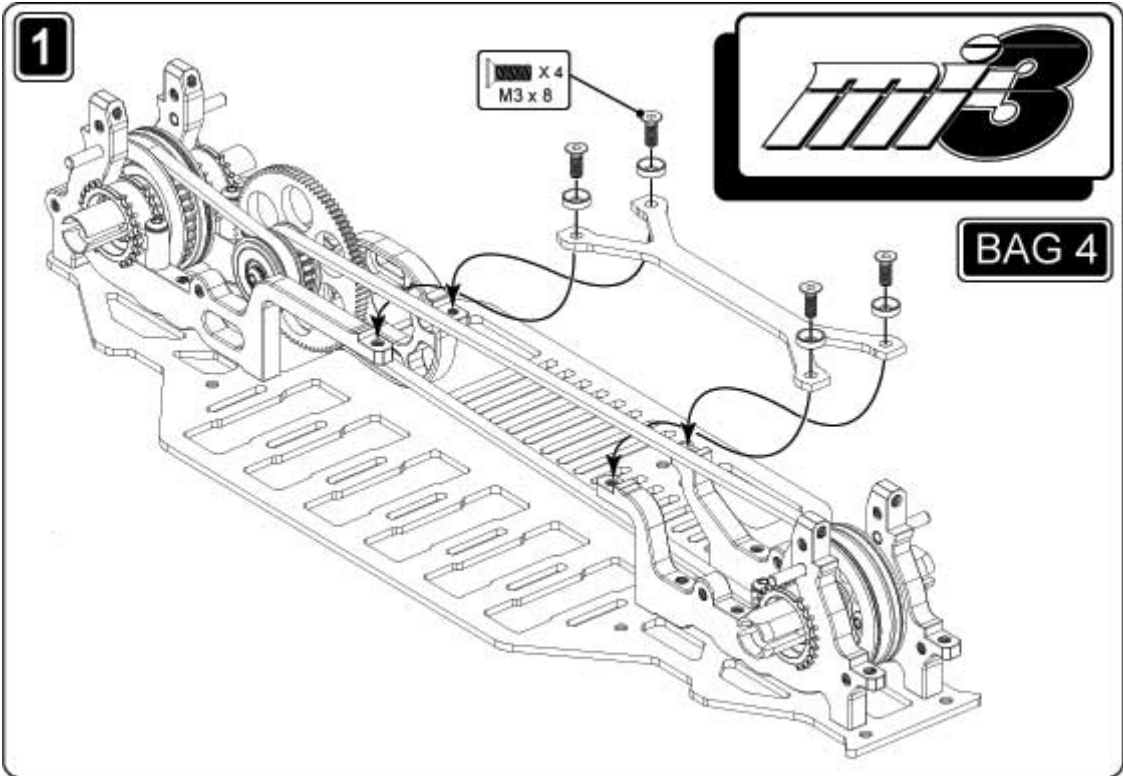


Final Assembly





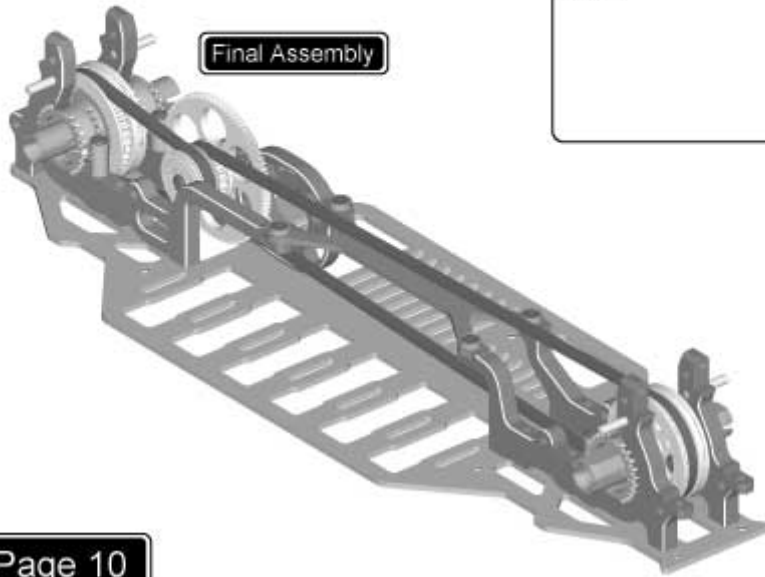
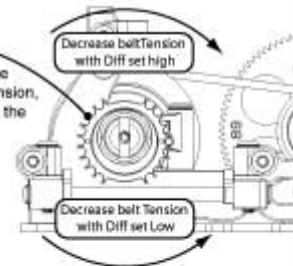
www.racing-cars.com

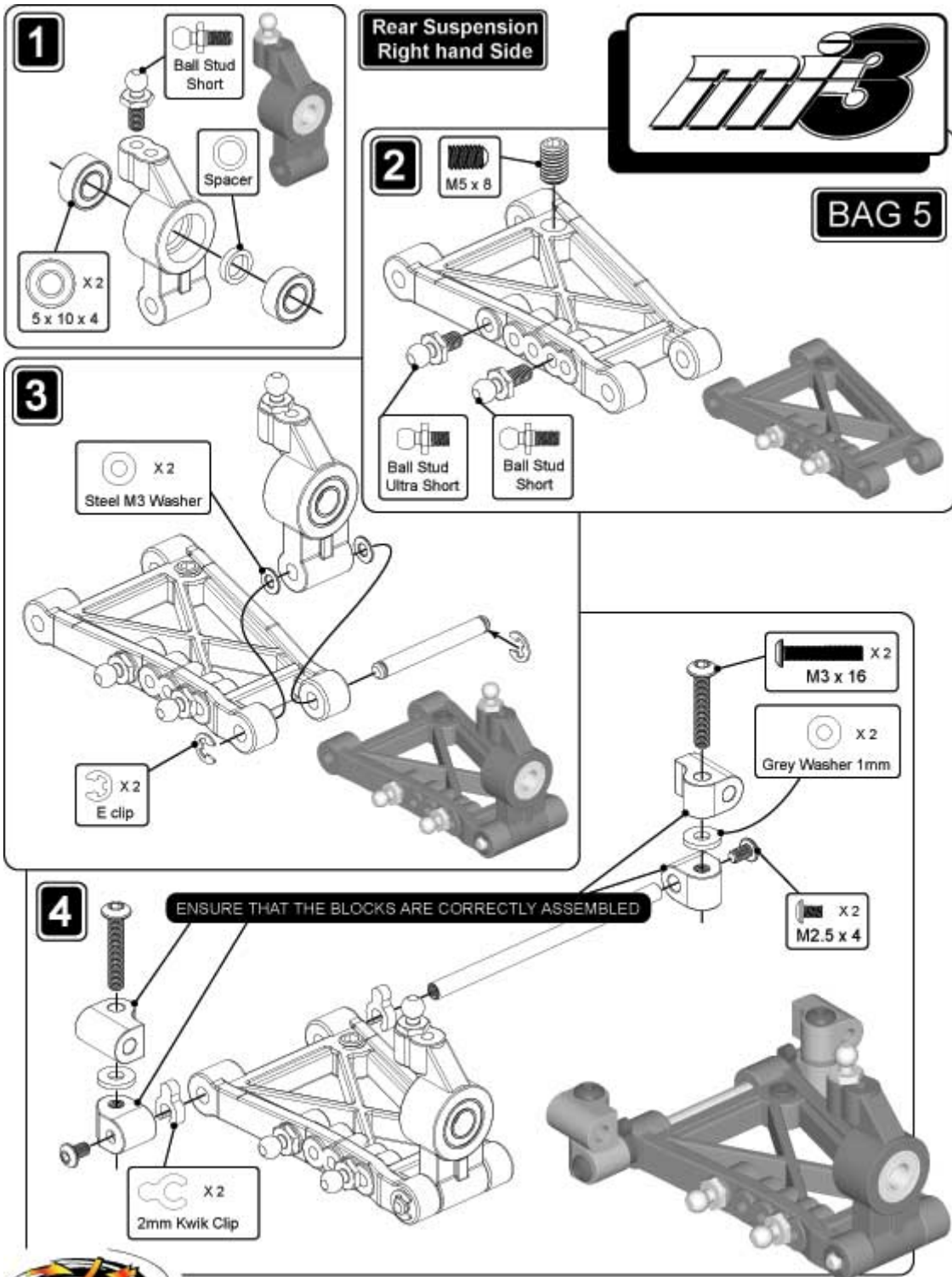


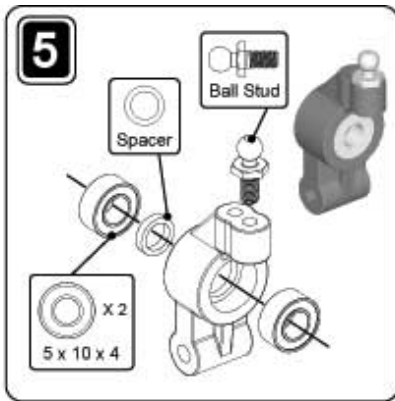
BELT TENSION

BELT TENSION

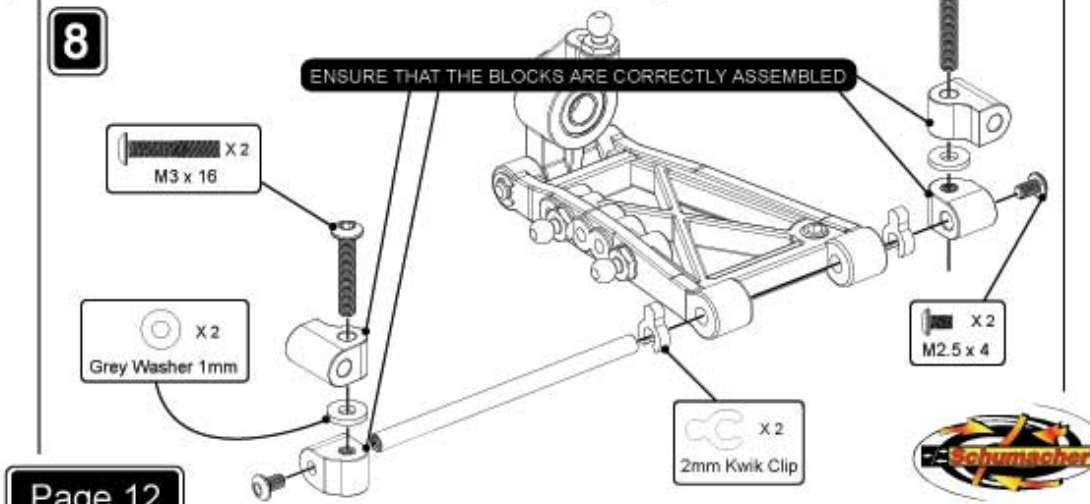
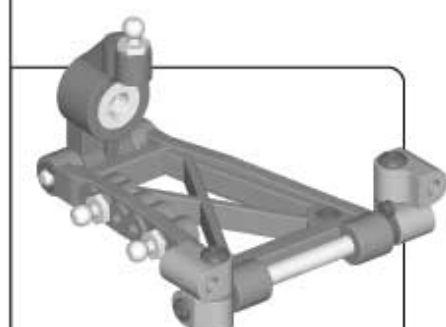
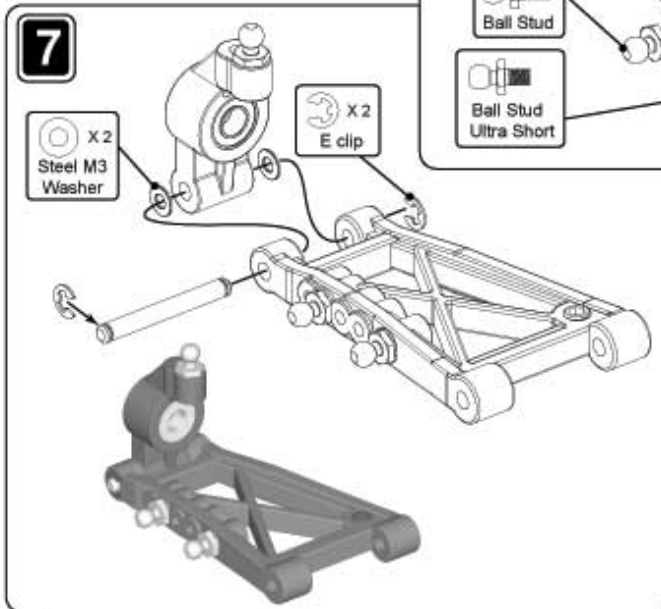
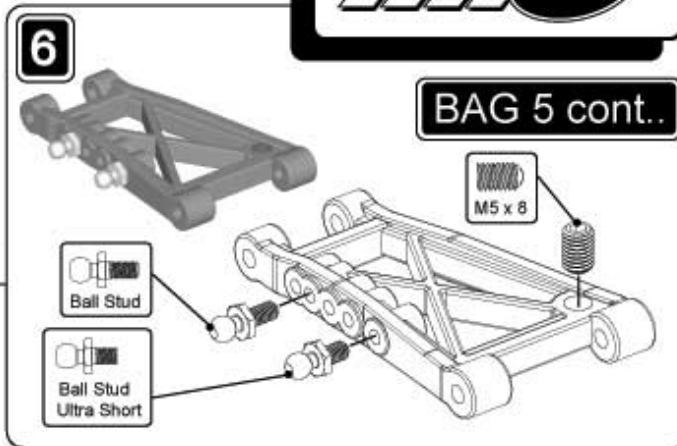
Rotating the Diff Cam towards the layshaft will decrease the belt tension, and rotating it away will increase the tension.

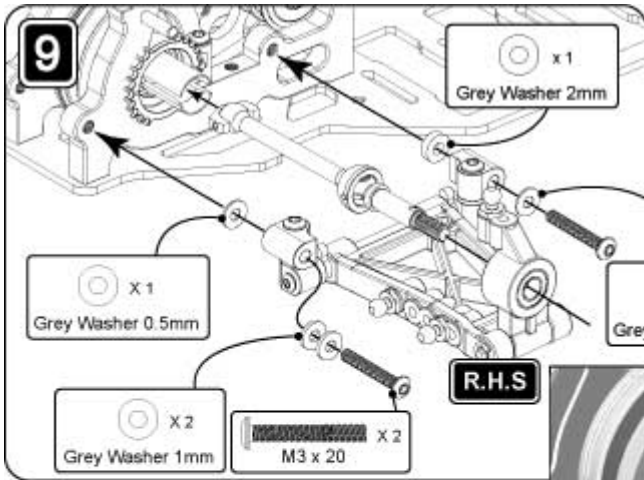




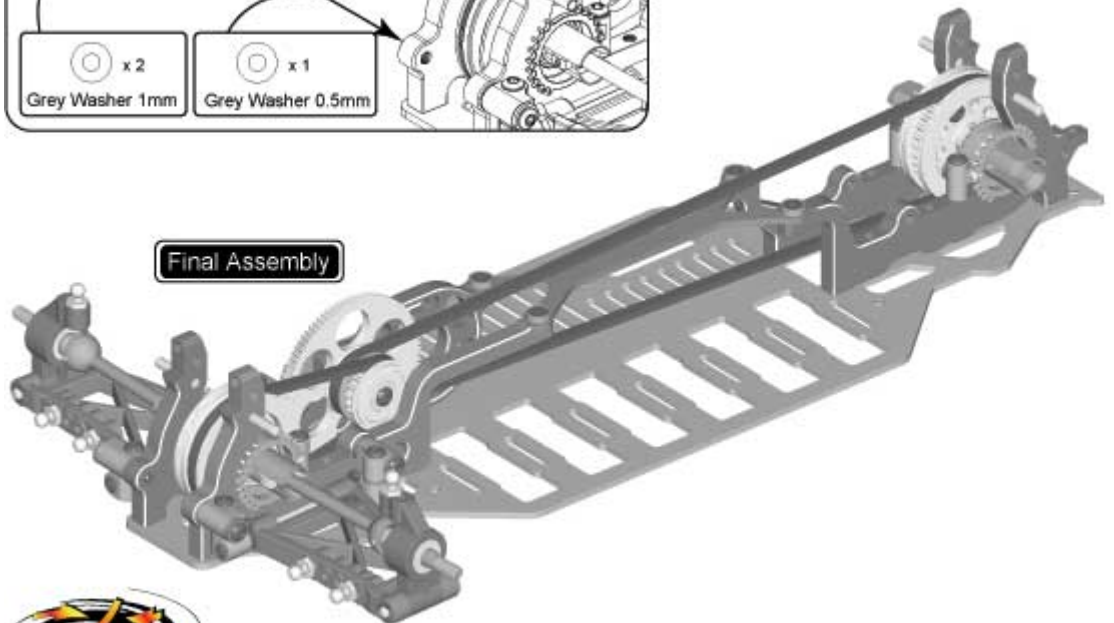
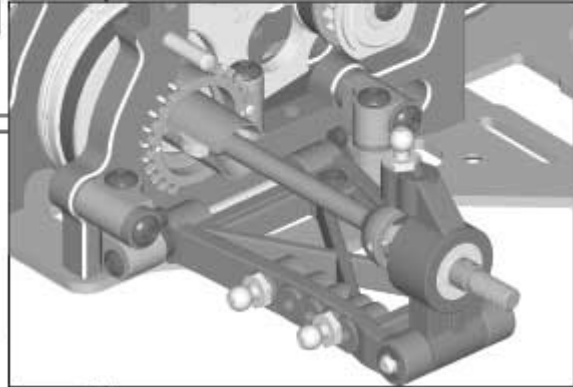
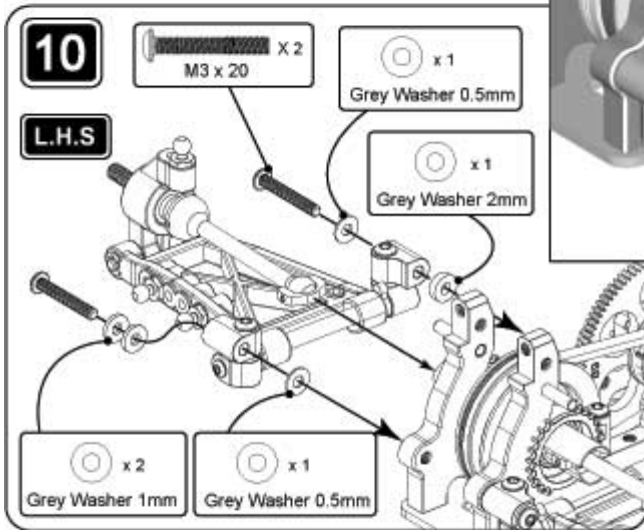


**Rear Suspension
Left hand Side**





BAG 5 cont..



www.racing-cars.com

Page 13



1 Front Suspension Right hand Side

Carefully Pre-tap the Hub Carrier using a Nut Runner and the M4 Pivot, this will ensure easier assembly with the yoke with better alignment.

Ball Stud M4 Pivot Ball

Spacer

5 x 10 x 4 X2

M4 Pivot

Ensure Free Movement of the Hub in the Yoke

Left Right

BAG 6

2

Hub Must Lean Backwards

M5 x 8

Ball Stud Ultra Short

E clip X2

Ball Stud

Minimum Gap

Minimum Gap

3

M3 x 16 x2

Grey Washer 1mm X2

2mm Kwik Clip X2

M2.5 x 4 X2

ENSURE THAT THE BLOCKS ARE CORRECTLY ASSEMBLED

Schumacher

www.racing-cars.com

4 Front Suspension Left hand Side

Ensure Free Movement of the Hub in the Yoke

M4 Pivot Ball

Ball Stud

Spacer

M4 Pivot

5 x 10 x 4 X 2

Left Right

Carefully Pre-tap the Hub Carrier using a Nut Runner and the M4 Pivot, this will ensure easier assembly with the yoke with better alignment.

MB

BAG 6 cont..

5

M5 x 8

Ball Stud Ultra Short

Ball Stud

E clip X 2

Hub Must Lean Backwards

Minimum Gap

Minimum Gap

6

Grey Washer 1mm X 2

2mm Kwik Clip X 2

M3 x 16 X 2

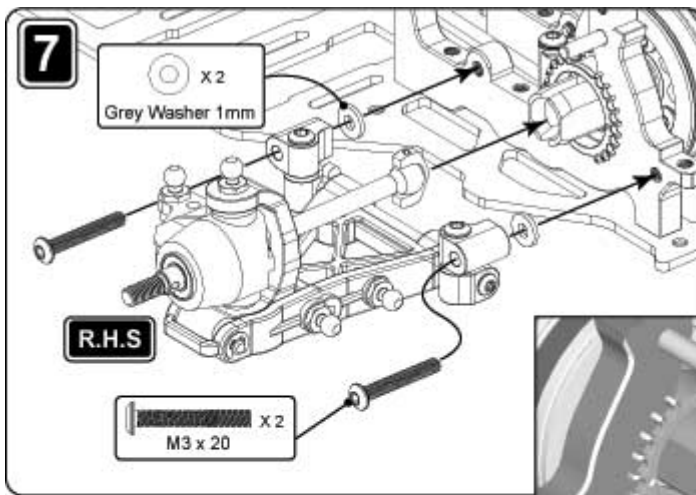
M2.5 x 4 X 2

ENSURE THAT THE BLOCKS ARE CORRECTLY ASSEMBLED

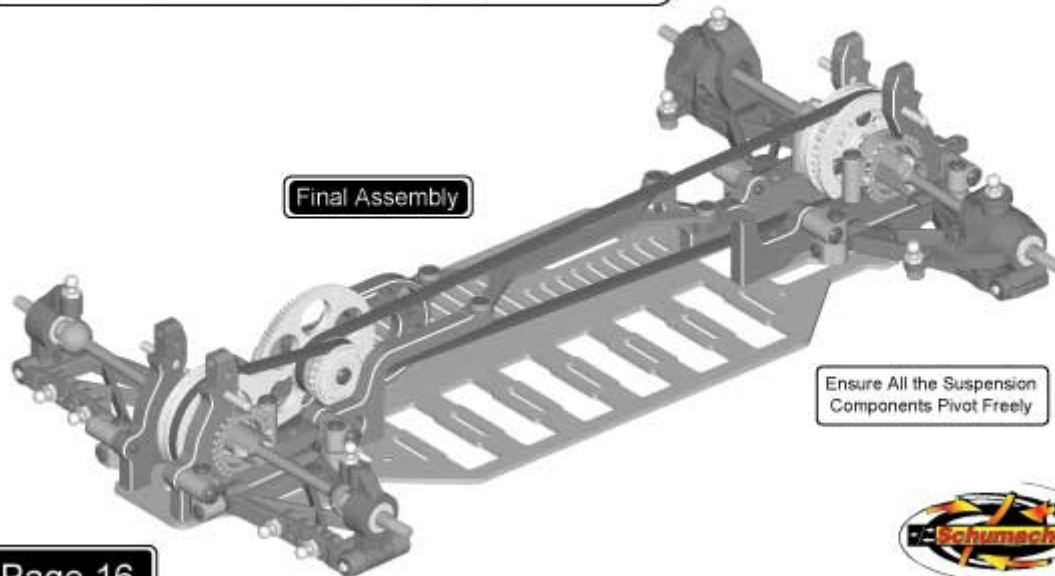
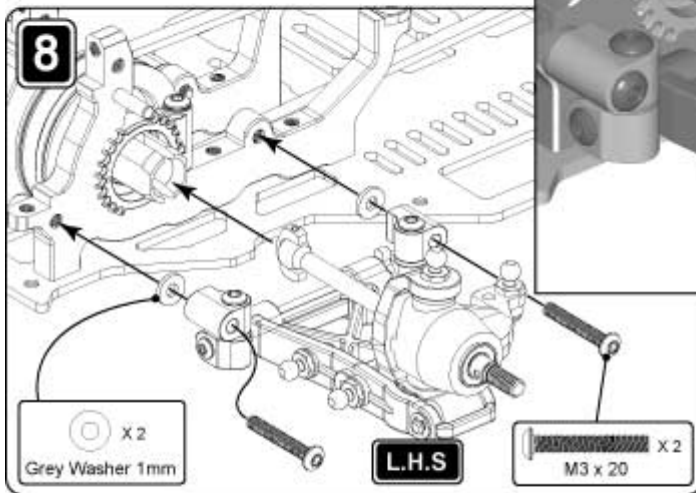
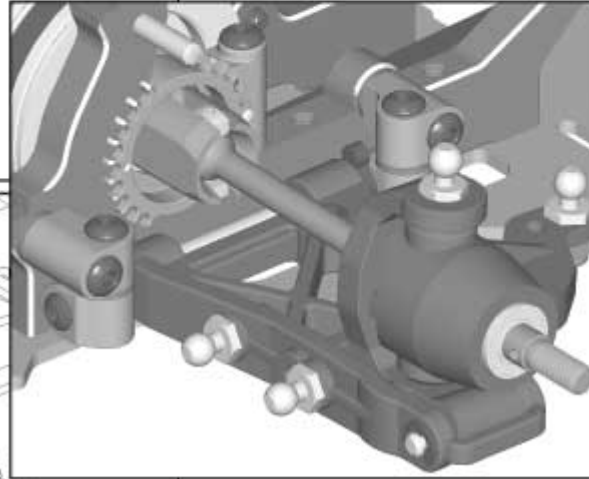


www.racing-cars.com





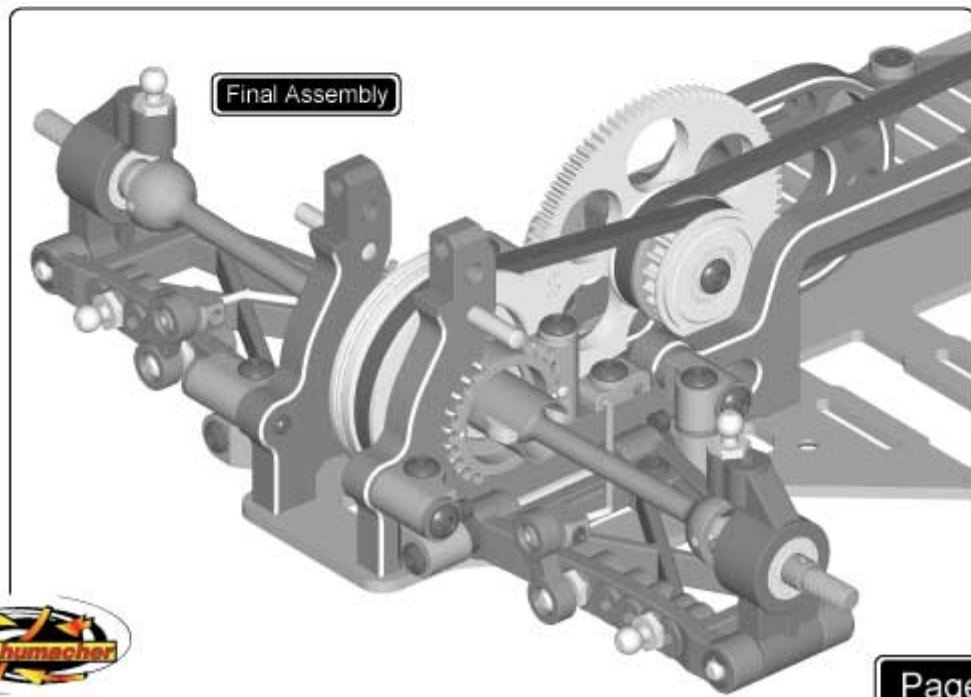
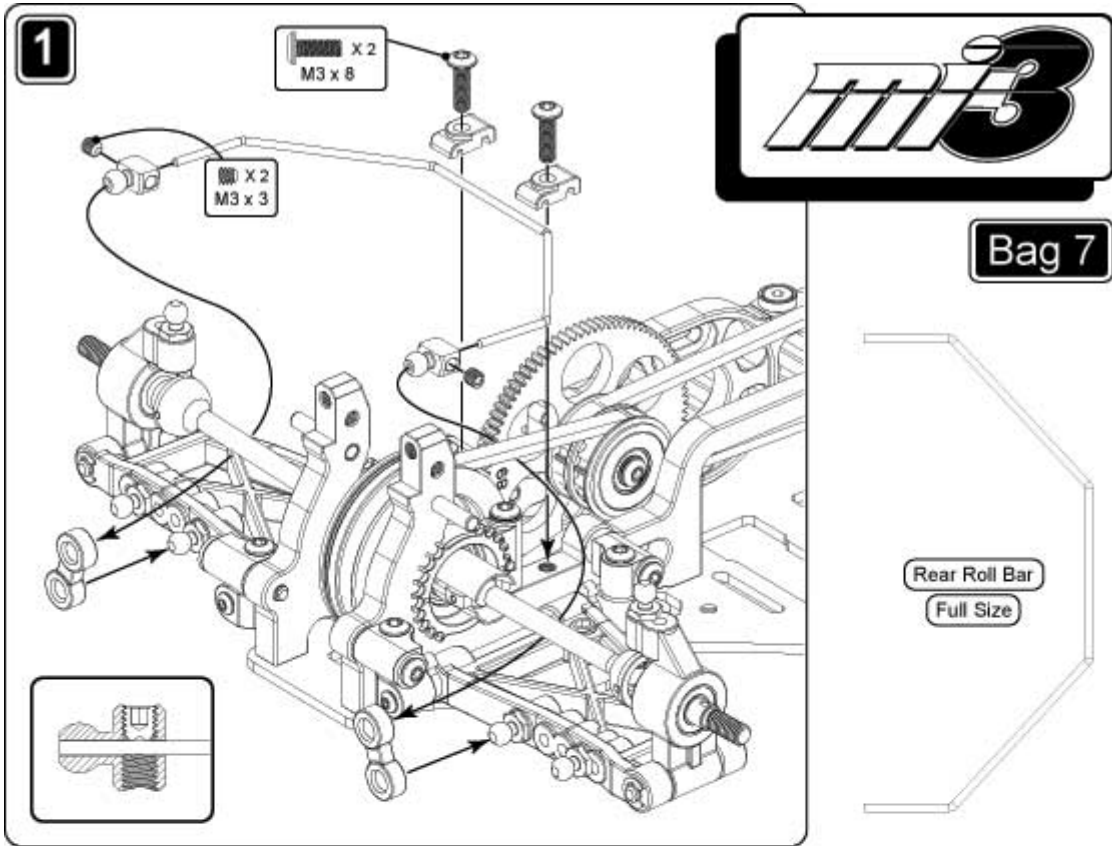
BAG 6 cont...



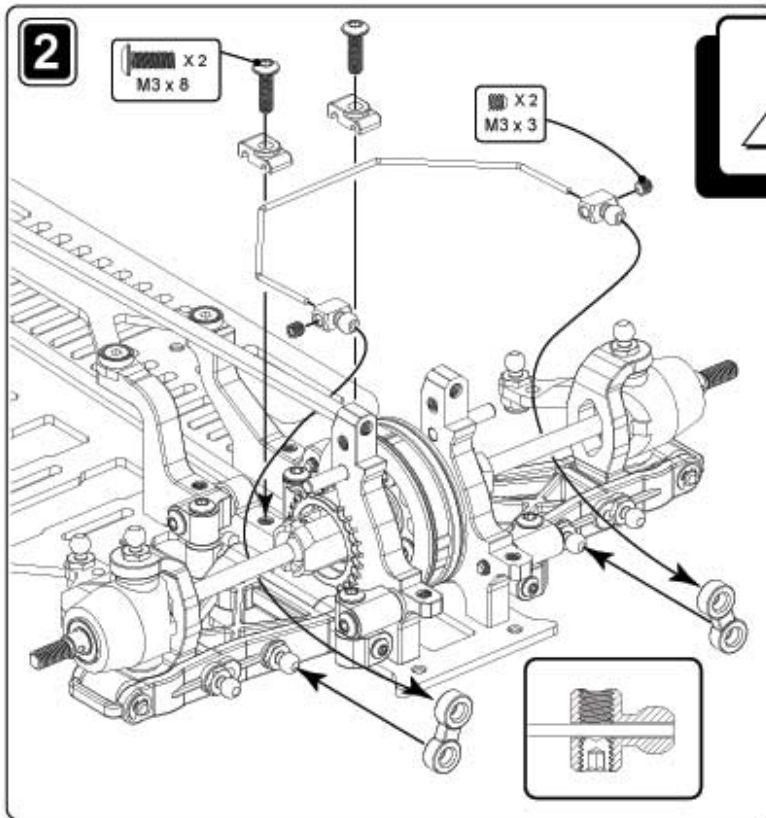
Page 16



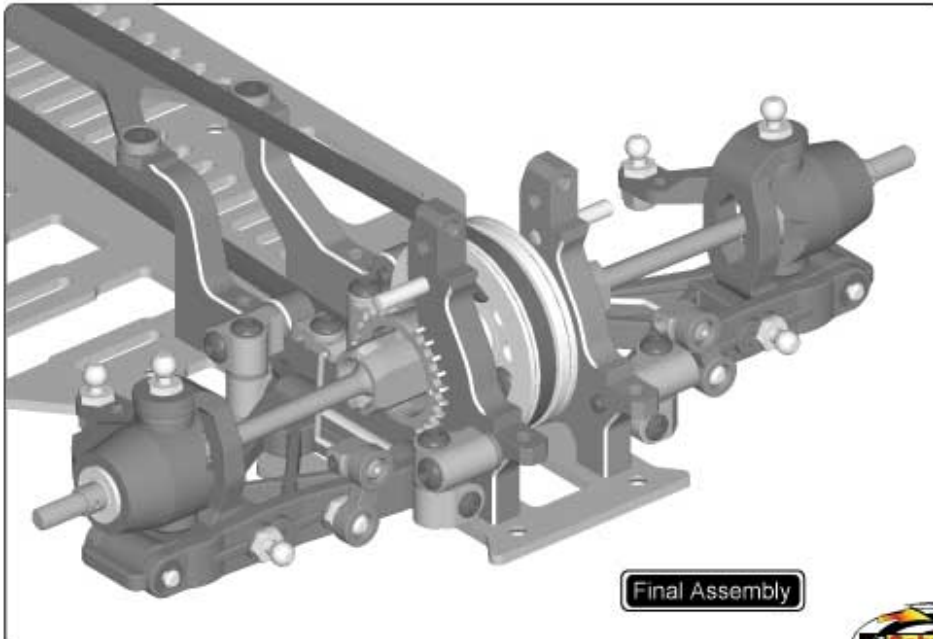
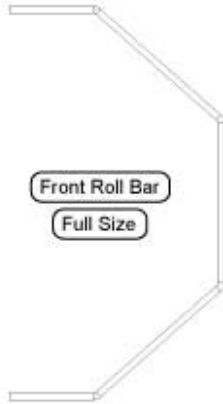
www.racing-cars.com



www.racing-cars.com

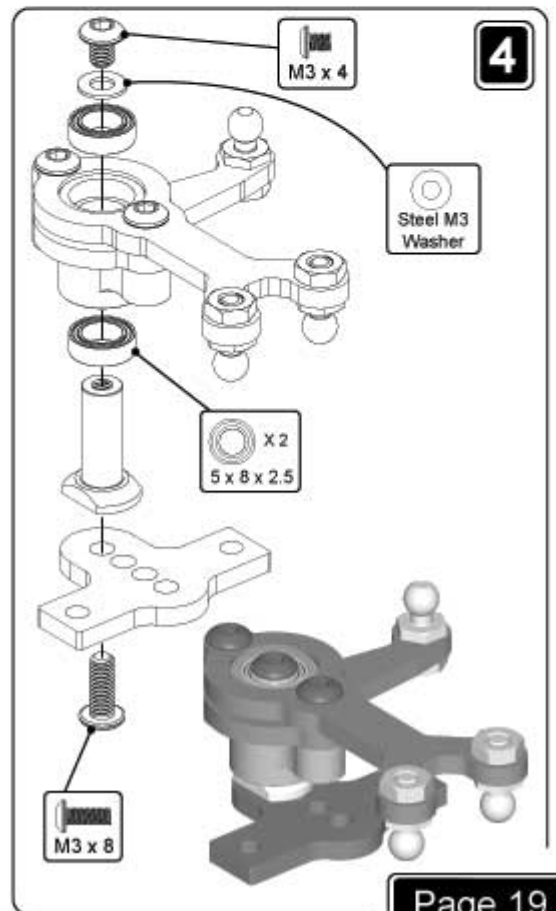
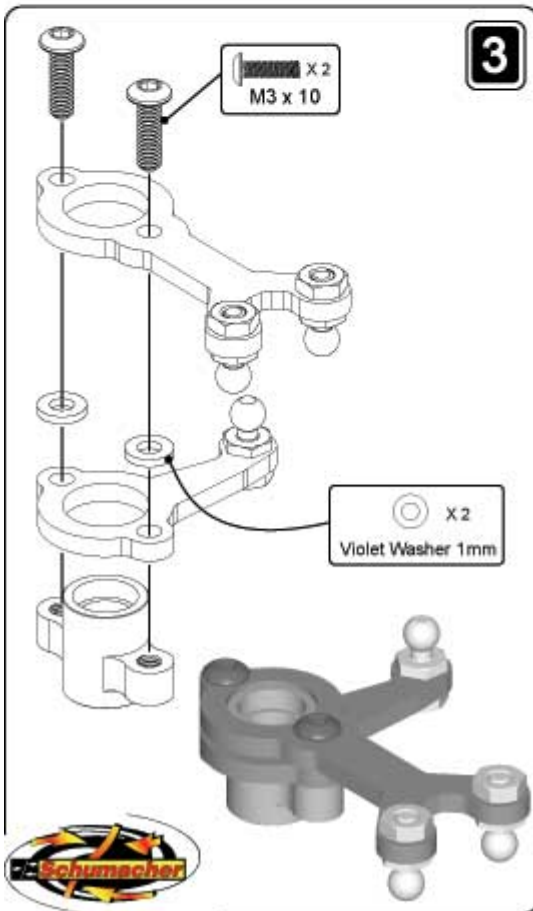
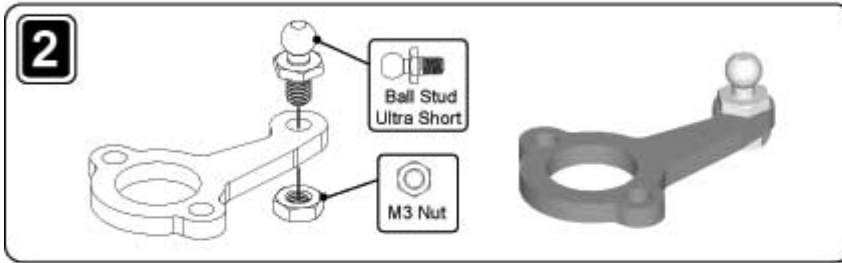
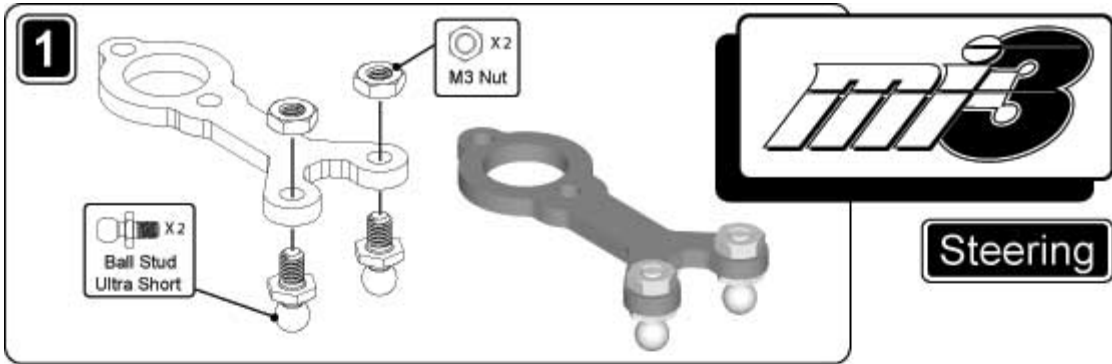


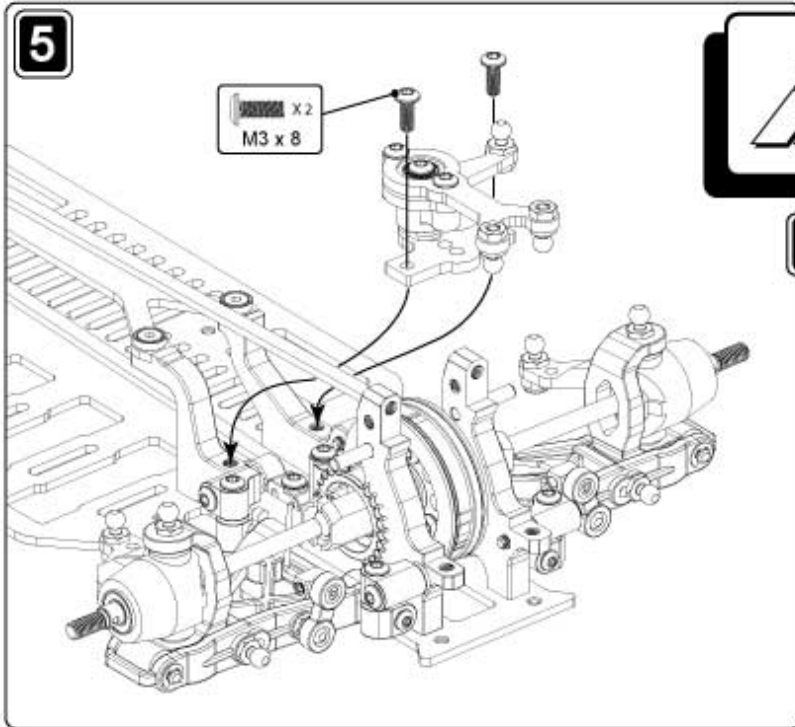
Bag 7 cont...



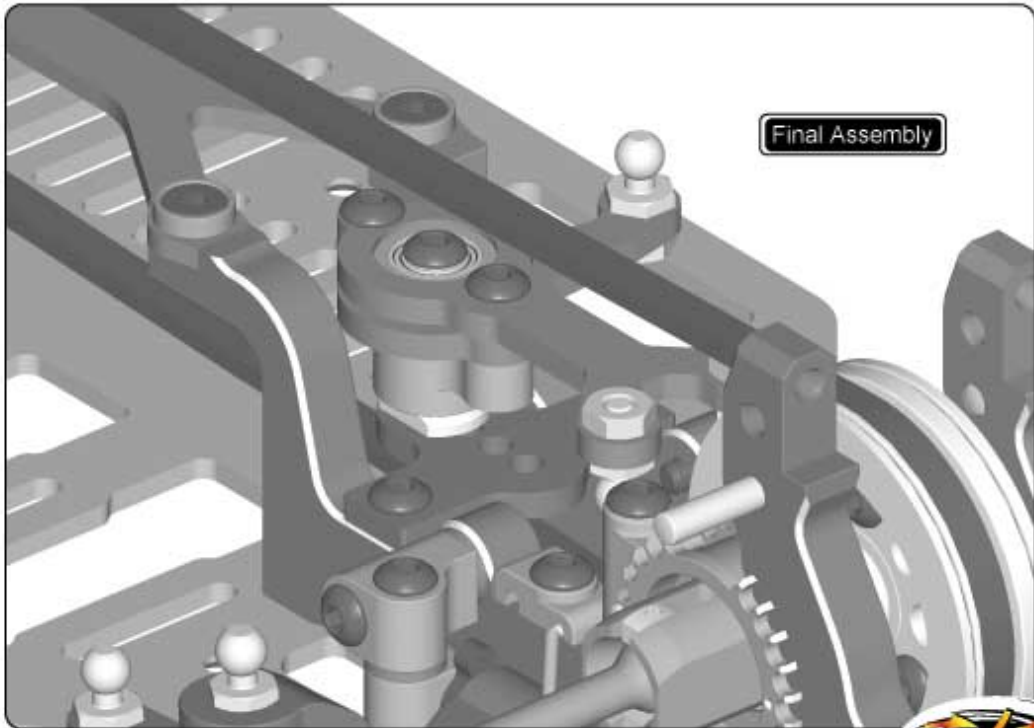
Final Assembly

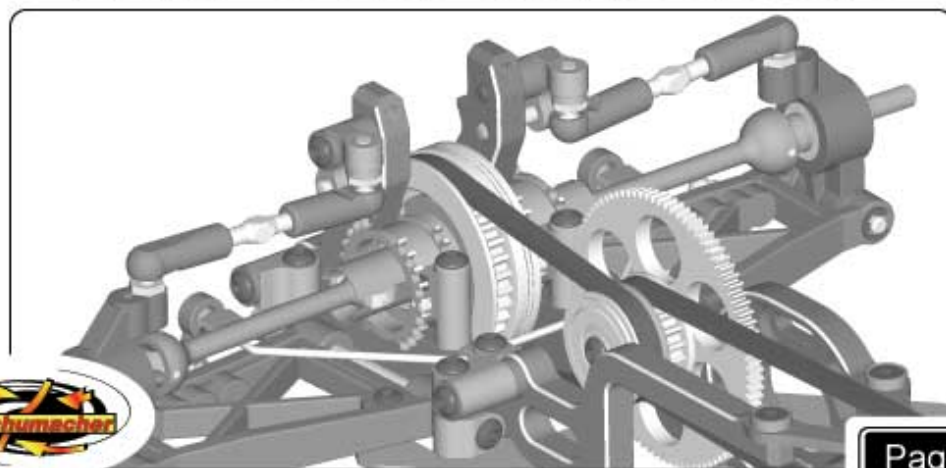
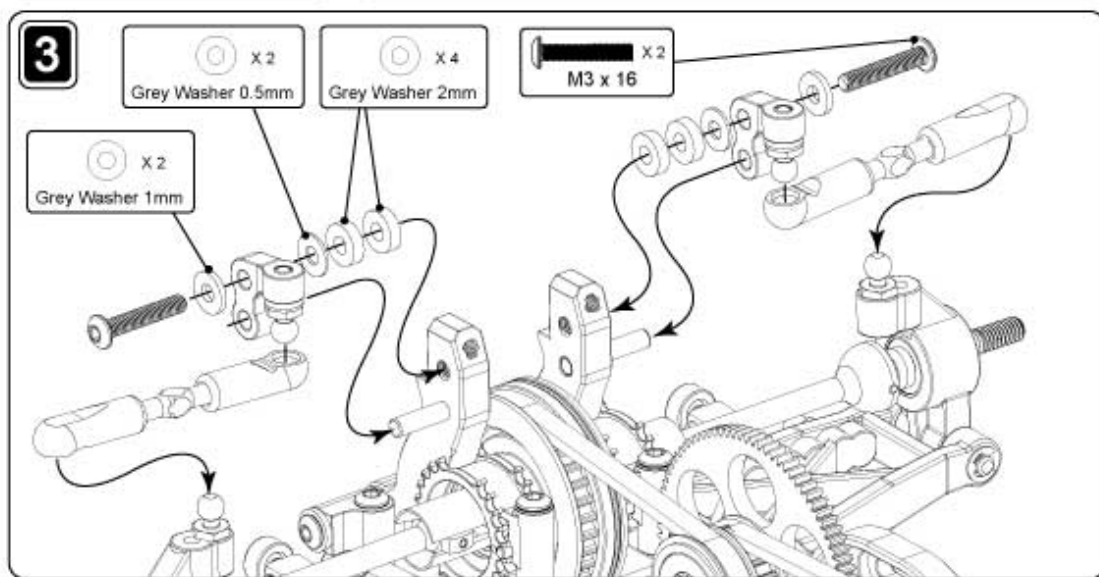
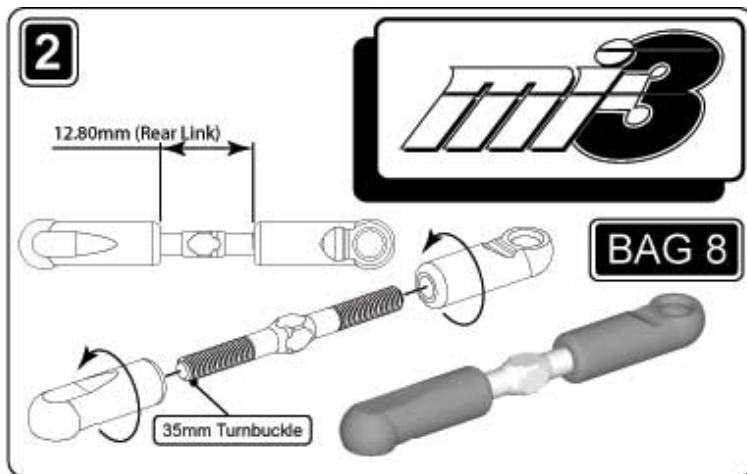
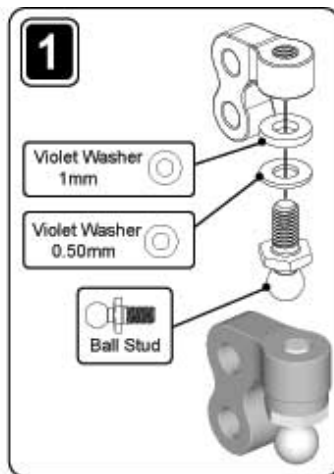


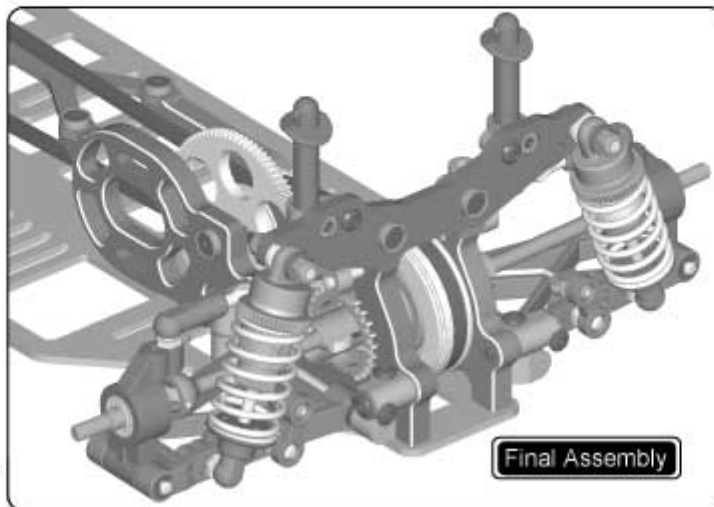
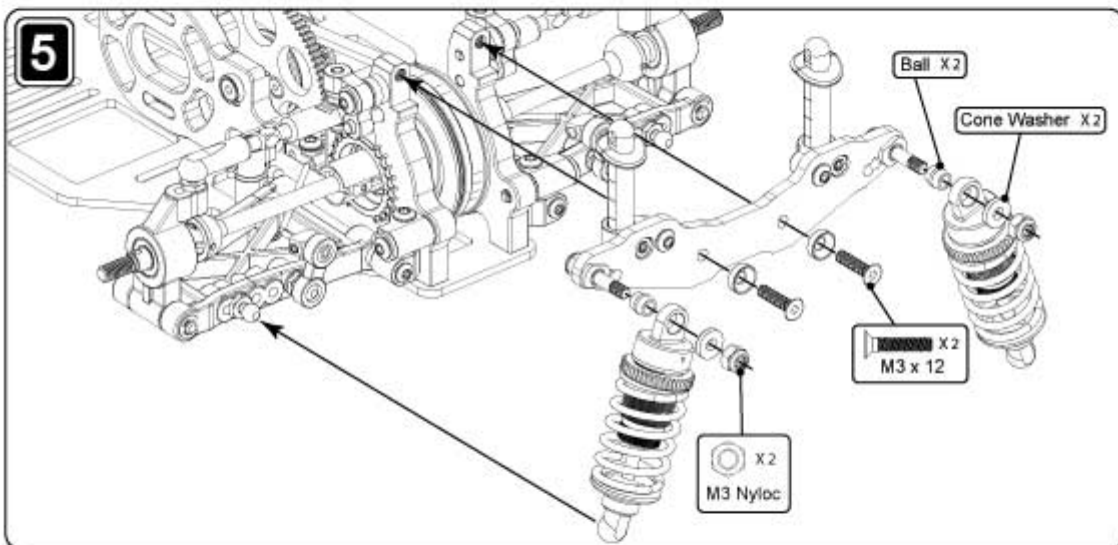
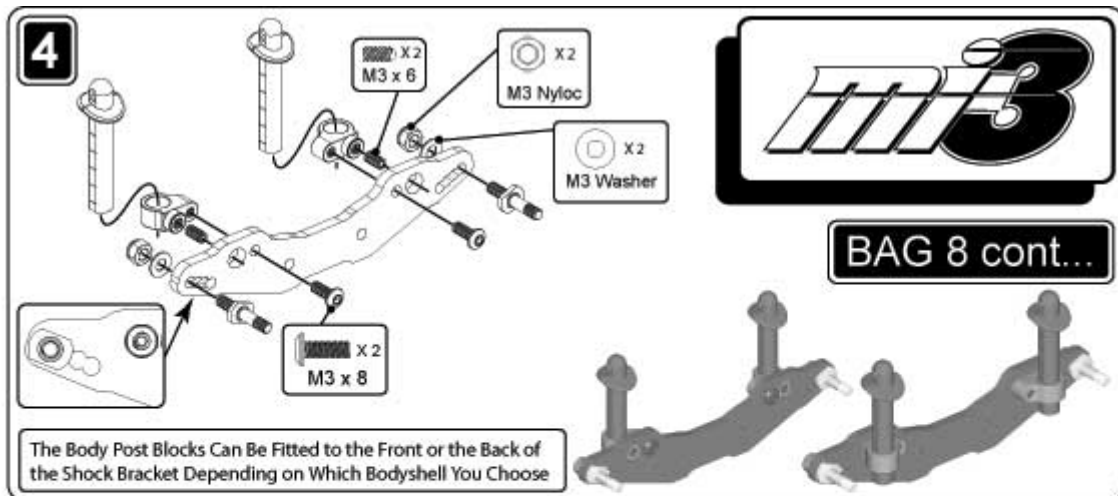


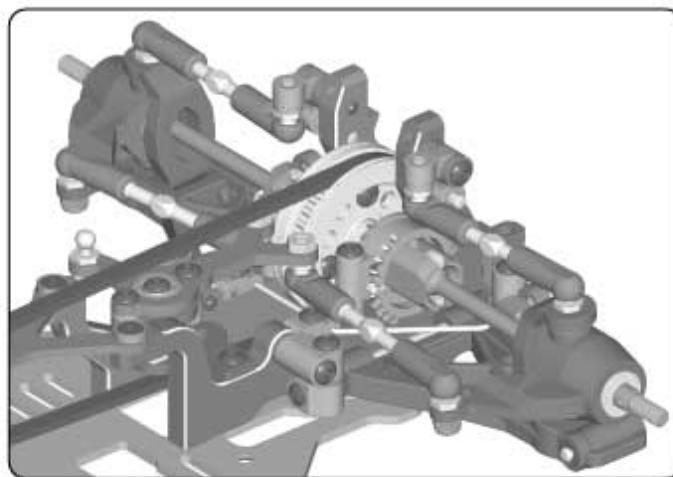
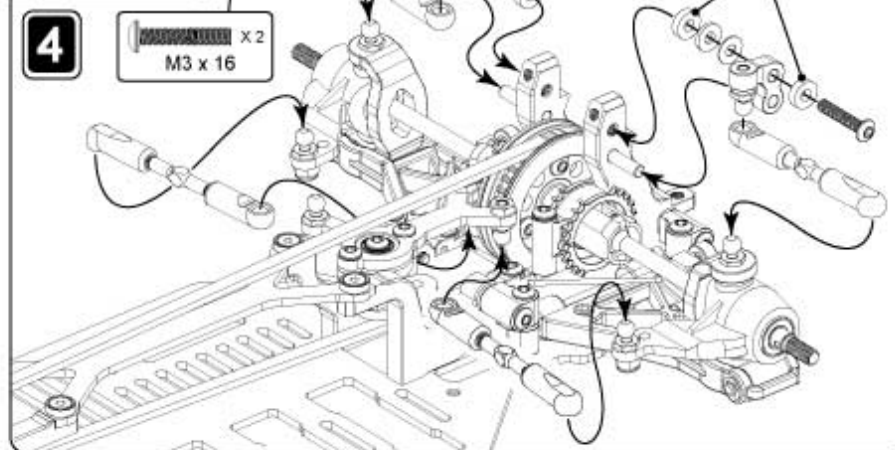
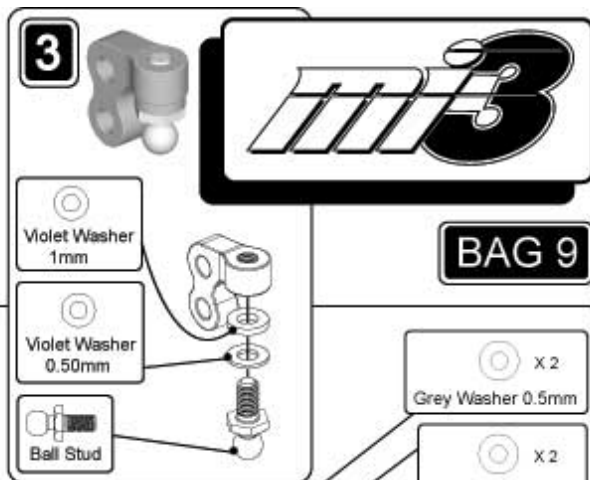
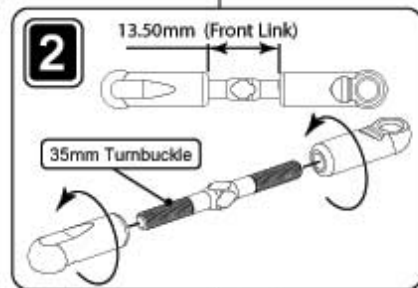
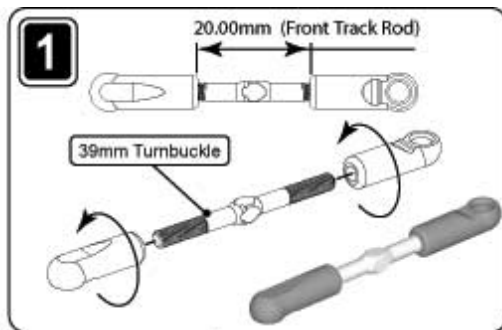


Steering cont...

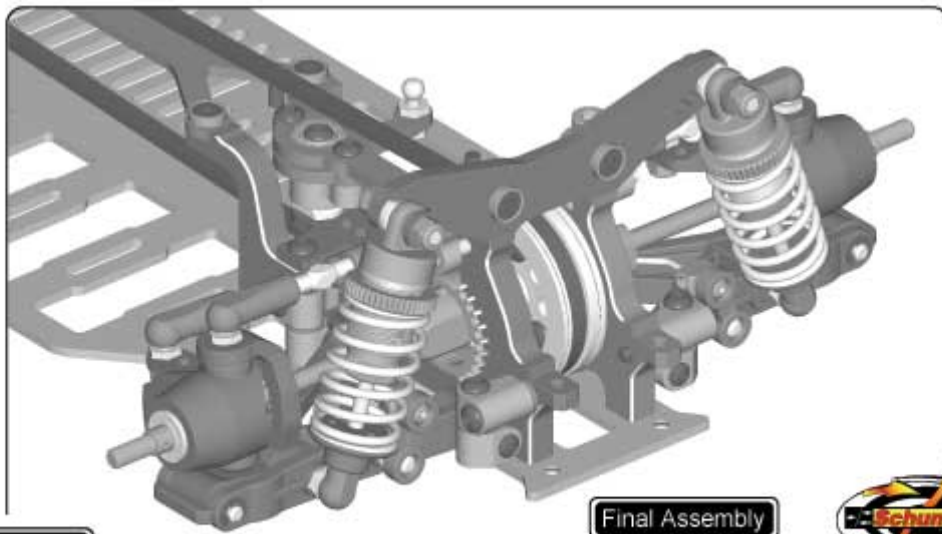
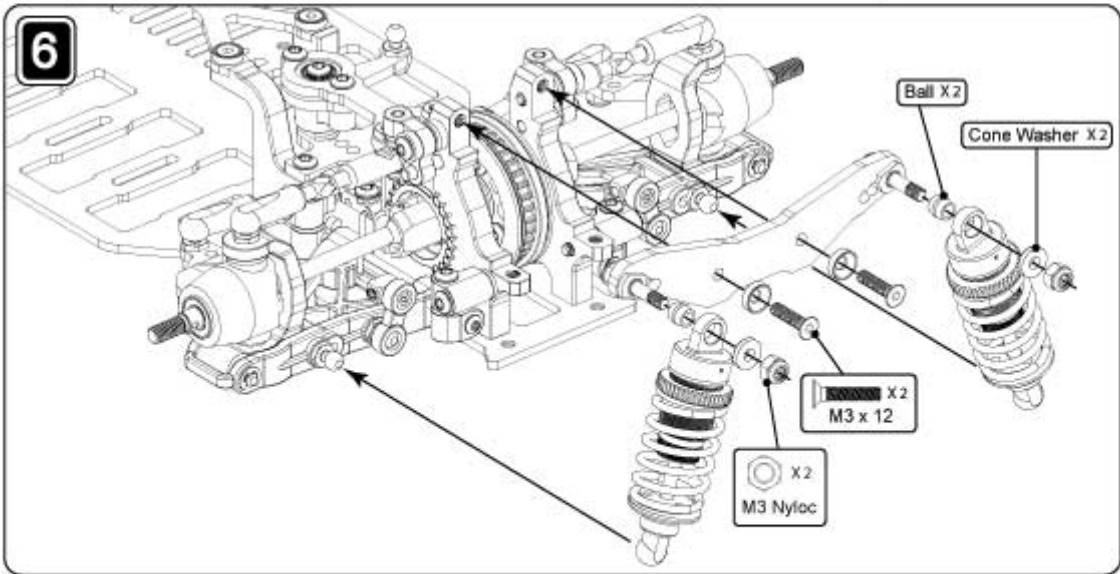
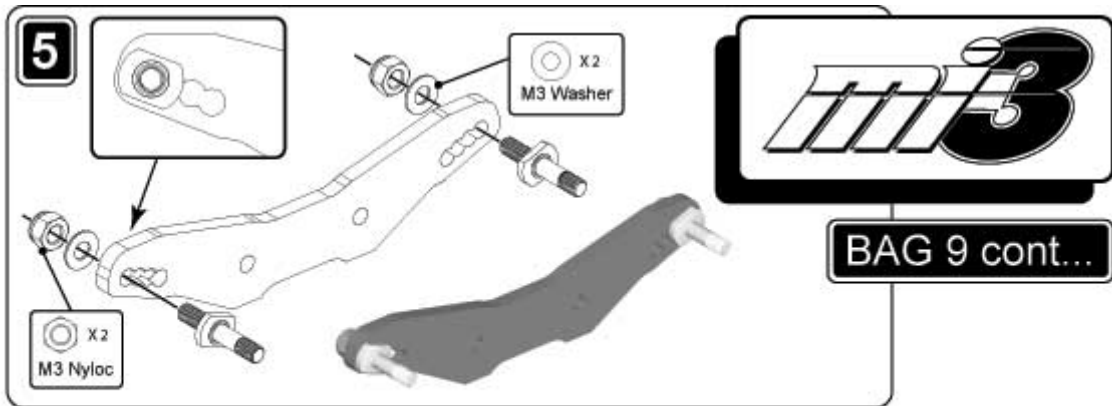


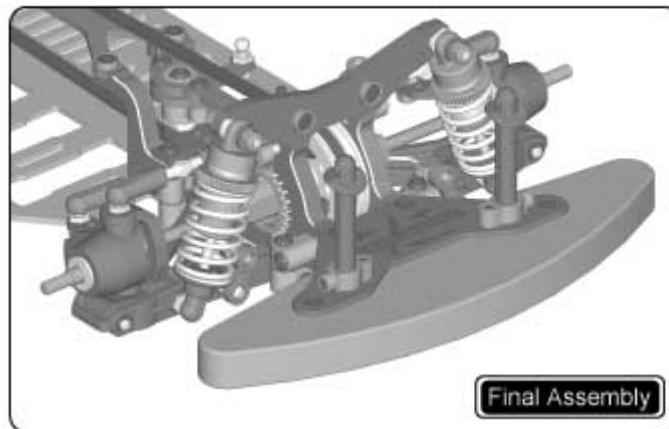
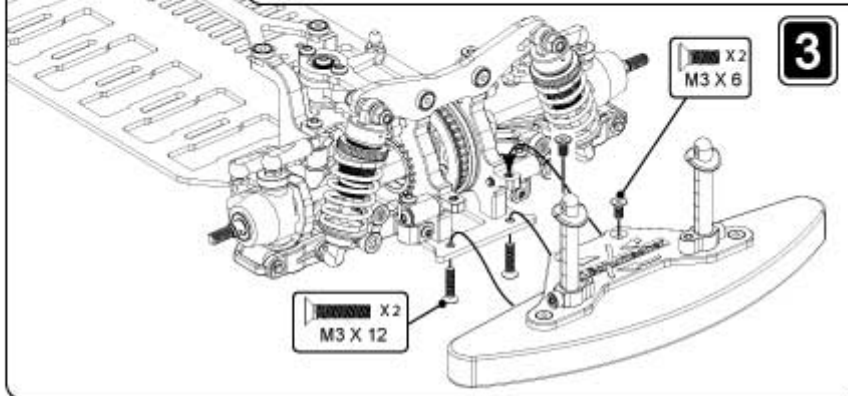
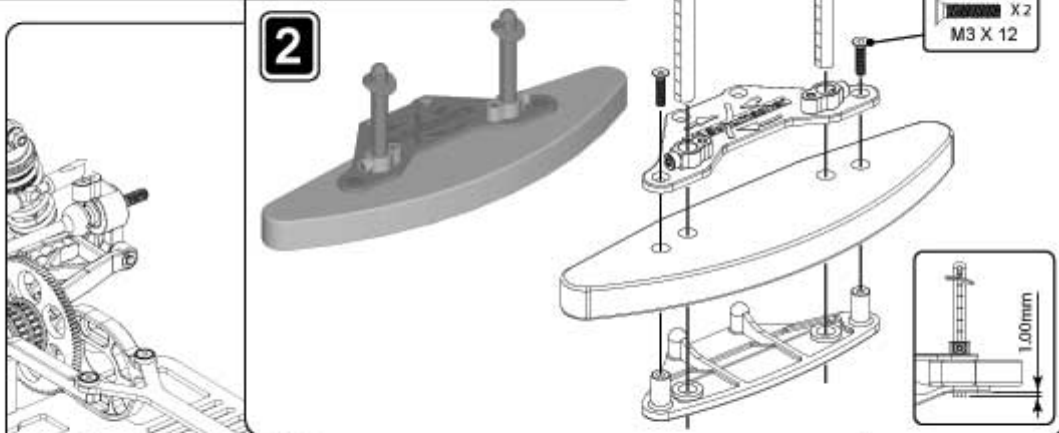
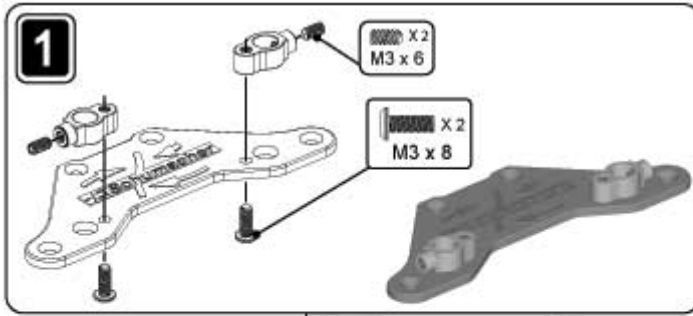






www.racing-cars.com

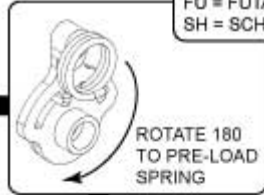
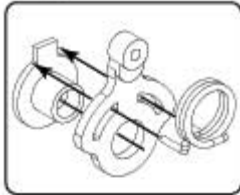




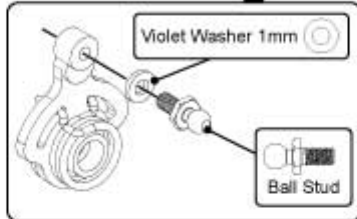
1

SERVO SAVER OPTION

CHOOSE THE CORRECT HORN FOR YOUR SERVO.
SA = SANWA/AIRTRONICS
FU = FUTABA
SH = SCHUMACHER/HITEC



ROTATE 180 TO PRE-LOAD SPRING



Violet Washer 1mm

Ball Stud



Radio Installation

1

NON SERVO SAVER OPTION

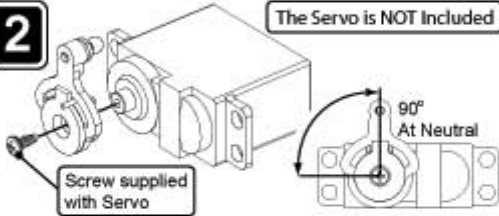


X2
M3 Nyloc

Ball Stud

2

The Servo is NOT Included

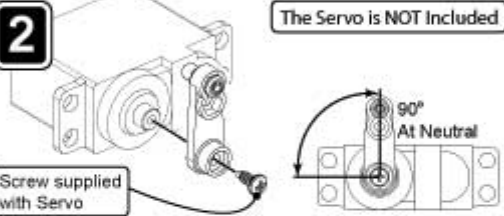


Screw supplied with Servo

90°
At Neutral

2

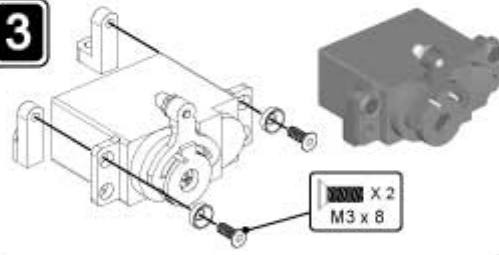
The Servo is NOT Included



Screw supplied with Servo

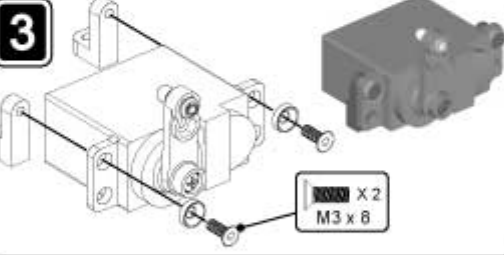
90°
At Neutral

3



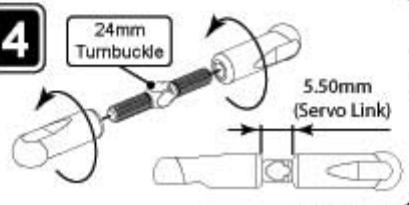
X2
M3 x 8

3



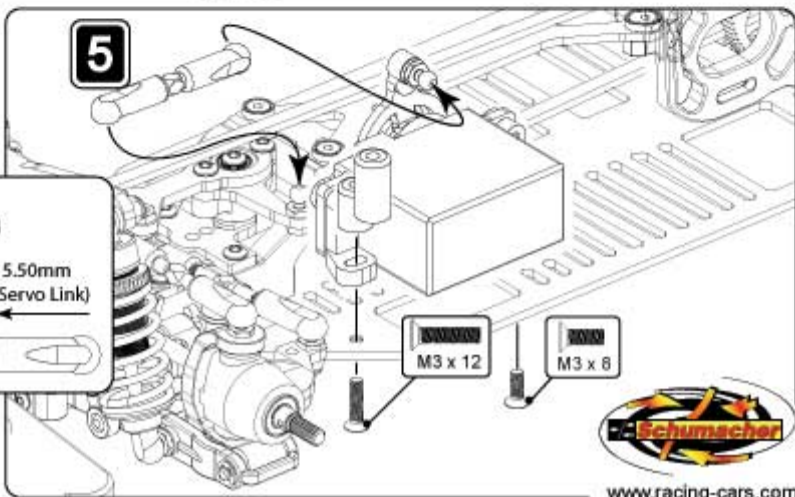
X2
M3 x 8

4



24mm Turnbuckle

5.50mm (Servo Link)

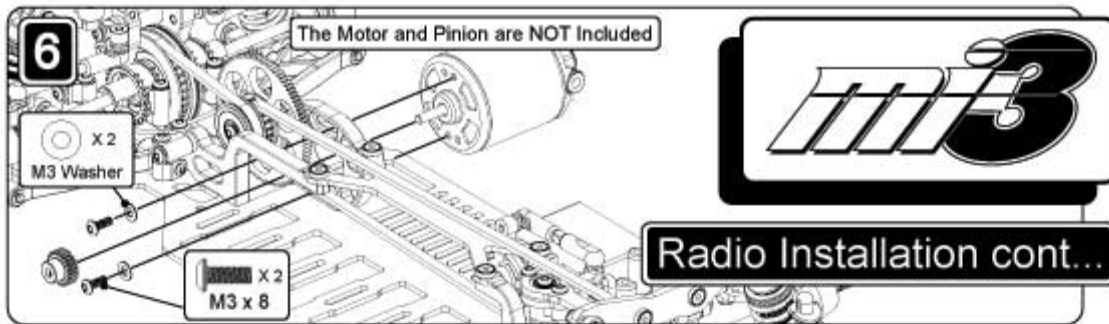


5

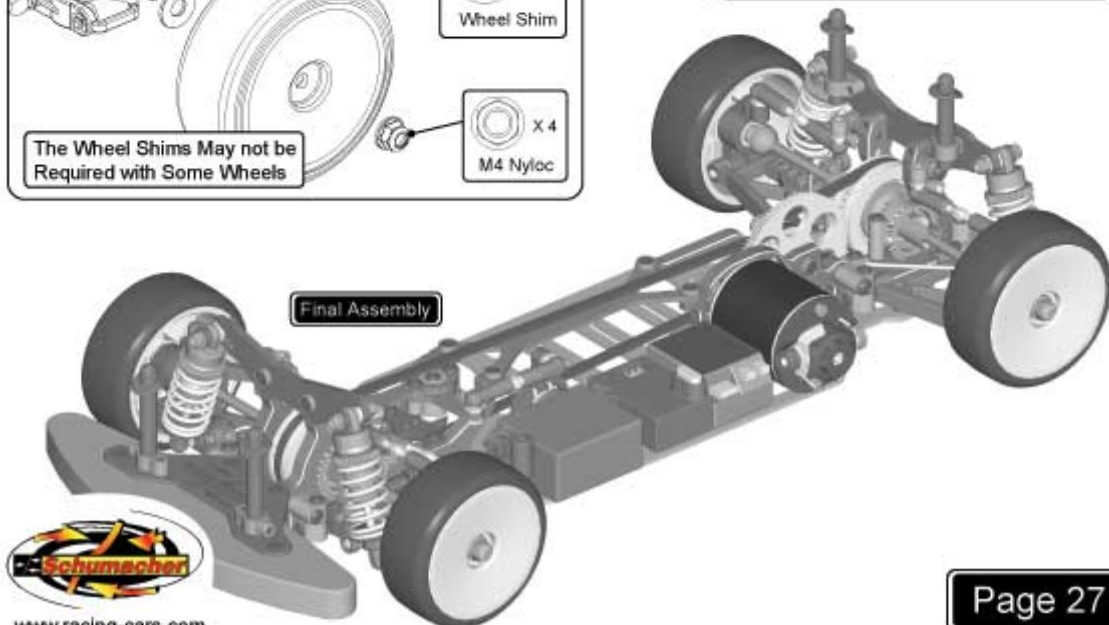
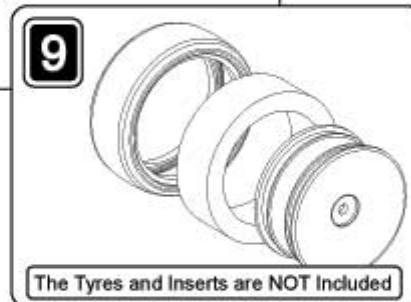
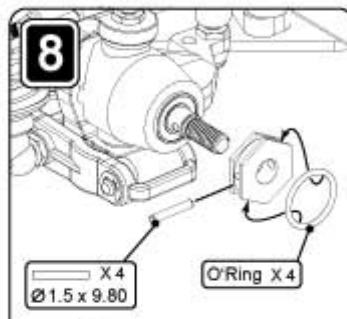
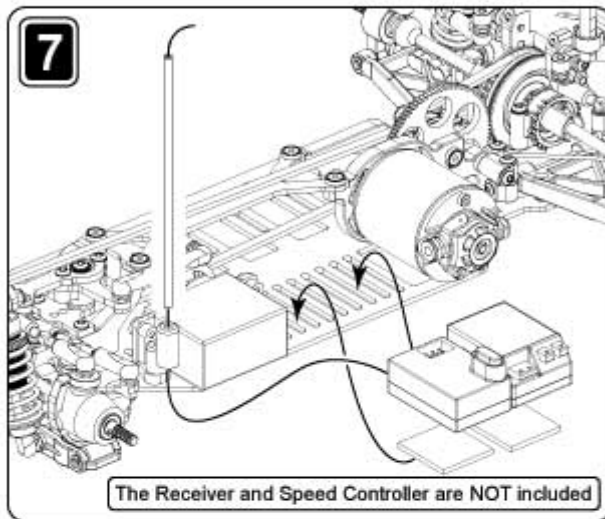
M3 x 12

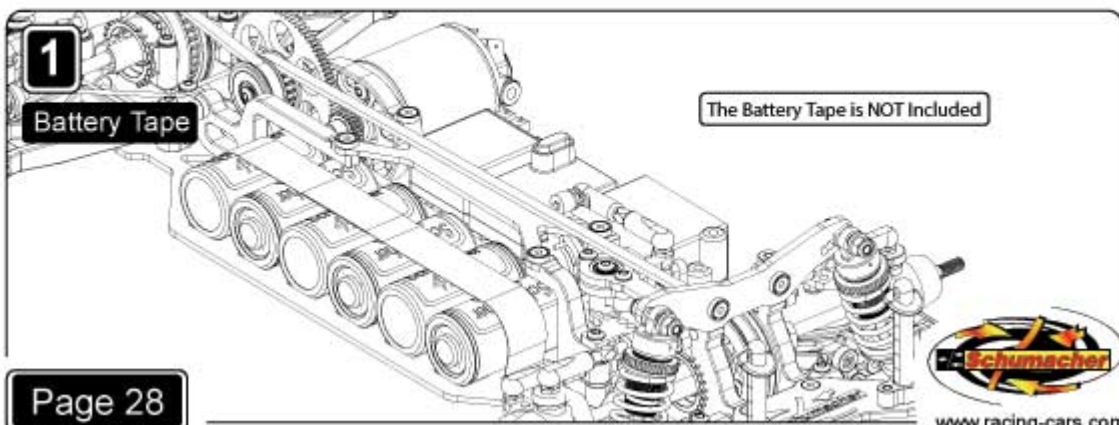
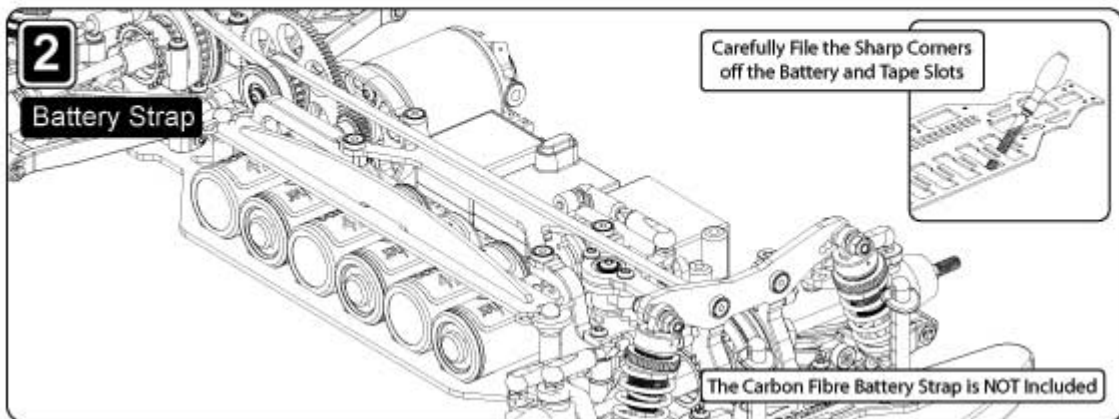
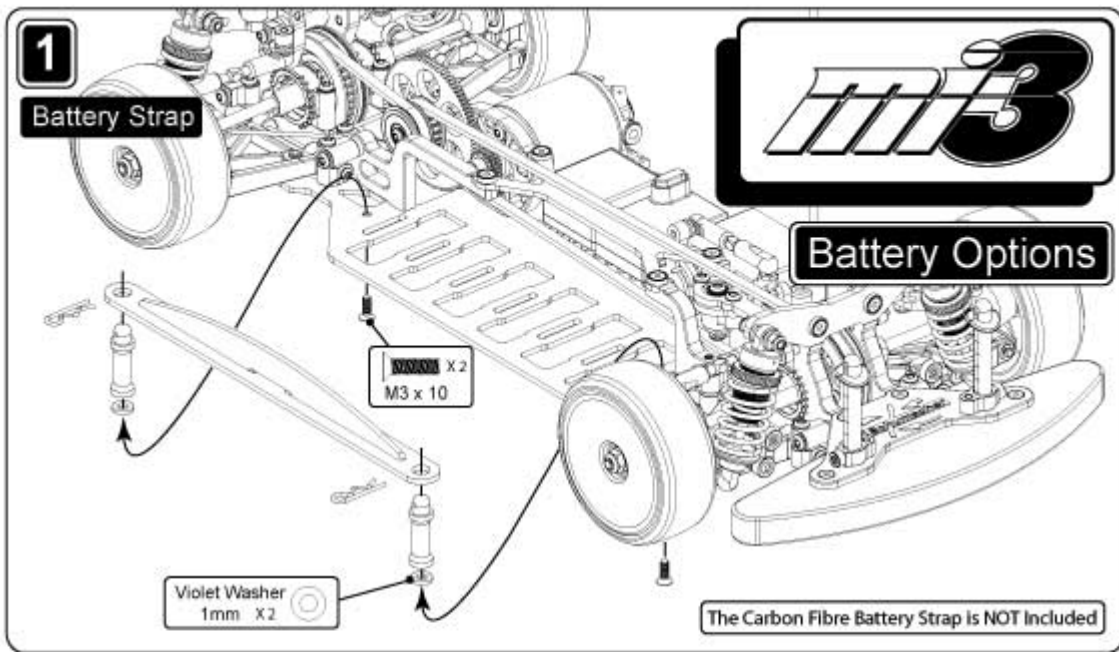
M3 x 8





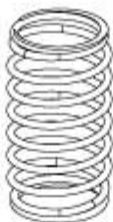
Radio Installation cont...





SPRINGS

The spring rate controls the suspension stiffness. Spring adjusters only change the ride height. They DO NOT alter the suspension stiffness. On slippery or bumpy tracks use soft to medium rate springs, on flat or high grip tracks run medium to hard rate springs.



STEERING

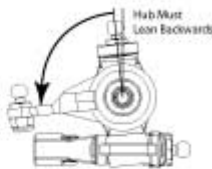
With the Ball centres Closer together you will get a more aggressive steering response, and further apart will give a less aggressive steering response. The options are available when you purchase, U3134 Steering Set



Track Settings

FRONT CASTOR

The front castor can be altered by changing the yoke. The car comes with 4° castor as standard. Less castor will give a quicker steering response, but could lead to power on understeer. More castor will give the opposite, slightly slower turn in, but more power on steering.



SHOCK BRACKETS (Shock Mounting)

Vertical shock absorbers make the car react sharply to driver inputs.

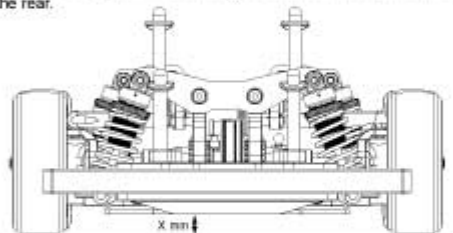
A laydown shock offers a softer feel to the driver.



RIDE HEIGHT

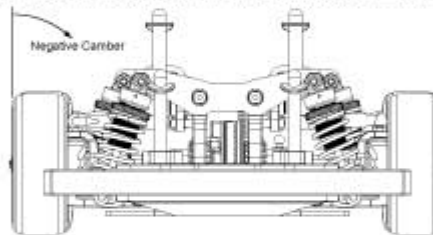
In general always run the car as low as possible, without the chassis grounding out, as it rolls into corners.

A good starting point with rubber tyres is 5.5mm at the front and 6.0mm at the rear.



FRONT & REAR CAMBER

With maximum negative camber the car will have high levels of grip, but there may be the possibility of sudden breakaway in corners. Reducing the camber gives a more progressive slide, but may give less grip.

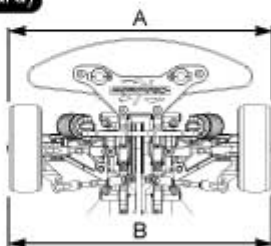


FRONT TOE-IN (Out-board)

The front toe-in is set by adjusting the steering trackrod tumbuckles.

Toe-in = A less than B
Toe-out = A greater than B

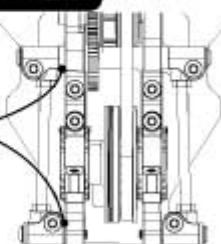
Toe-in will give a more stable car, but will give less sharp turn in. Toe-out will give the opposite, less stability with sharper turn in to the corners. We recommend to start at about 0° or 1° toe-out.



FRONT AND REAR TRACK WIDTH

TRACK WIDTH ADJUSTMENT (In-board)

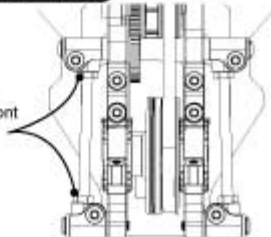
The track width of the car may be altered by adding or removing equal thickness grey suspension washers between the Screw blocks and the transmission housings. When changing the track width ensure the driveshaft are fully engaged in the Diff outputs. And the width does not exceed 190mm



FRONT AND REAR WHEELBASE

WHEELBASE ADJUSTMENT (In-board)

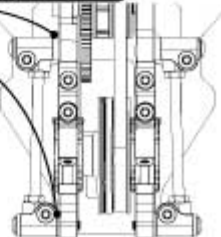
The wheelbase may be adjusted by moving the Qwik clips to either the front or the back of the wishbones. This alters the front to rear weight Balance of the car.



FRONT AND REAR INBOARD TOE-IN

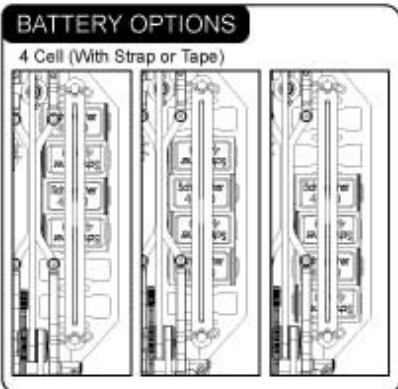
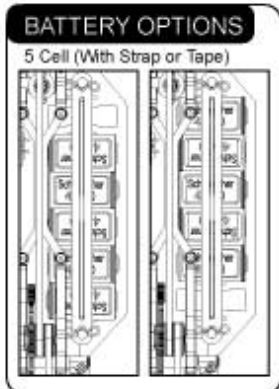
TOE IN (In-board)

The toe-in is set by adding or removing the grey suspension washers between the Screw blocks and the transmission housings, at the front or rear of the wishbones. Each 0.50mm washer will change the Toe in by Approx 0.60°



www.racing-cars.com

Page 29

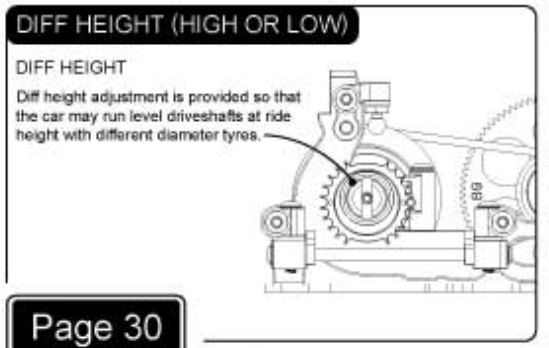
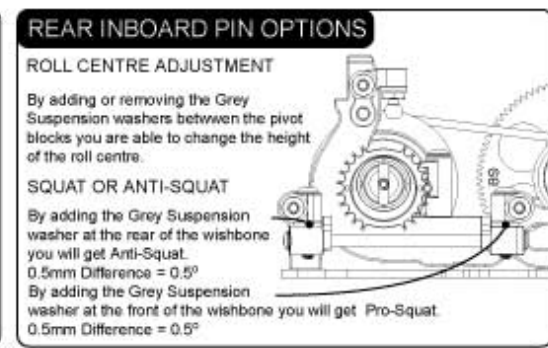
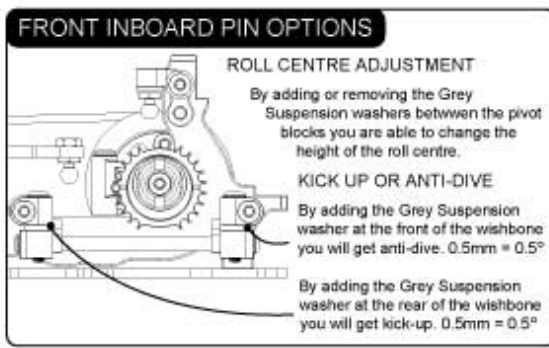


GEAR CHART 48Dp
Maximum Tooth Sum = 121.....Minimum Tooth Sum = 91.....Internal Ratio = 1.8:1

	15	16	17	18	19	20	21	22	23	24	25	26	27	28	29	30	31	32	33	34	35	36	
89	10.68	10.01	9.42	8.90	8.43	8.01	7.63	7.28	6.97	6.68	6.41	6.16	5.93	5.72	5.52	5.34	5.17	5.01					
87	10.44	9.79	9.21	8.70	8.24	7.83	7.46	7.12	6.81	6.53	6.26	6.02	5.80	5.59	5.40	5.22	5.05	4.89	4.75	4.61			
85	10.20	9.56	9.00	8.50	8.05	7.65	7.29	6.95	6.65	6.38	6.12	5.88	5.67	5.46	5.28	5.10	4.94	4.78	4.64	4.50	4.37	4.25	

GEAR CHART 64Dp
Maximum Tooth Sum = 161.....Minimum Tooth Sum = 121.....Internal Ratio = 1.8:1

	15	16	17	18	19	20	21	22	23	24	25	26	27	28	29	30	31	32	33	34	35	36
118	14.16	13.28	12.49	11.80	11.18	10.62	10.11	9.65	9.23	8.85	8.50	8.17	7.87	7.59	7.32	7.08	6.85	6.64	6.44	6.25	6.07	5.90
116	13.92	13.05	12.28	11.60	10.99	10.44	9.94	9.49	9.08	8.70	8.35	8.03	7.73	7.46	7.20	6.96	6.74	6.53	6.33	6.14	5.97	5.80
114	13.68	12.83	12.07	11.40	10.80	10.26	9.77	9.33	8.92	8.55	8.21	7.89	7.60	7.33	7.08	6.84	6.62	6.41	6.22	6.04	5.86	5.70



K073 Mi-3 Pro Touring Car - 1-10 4WD Electric



CHASSIS PARTS

U1042	Aerial Mount - Universal
U1119	Aerial Tube - Pack 4
U2244	Servo Mounts (pr)
U2400	Body Posts & R Clips (pk 4)
U2989	Ball Grippa Sockets - (pk 8)
U3145	CF Chassis - 2.0mm Kit - Mi-3
U3147	CF Top Deck - Kit Spec - Mi-3
U3150	CF Shock Bkt, Front - Mi-3
U3151	CF Shock Bkt, Rear - Mi-3
U3154	Foam Bumper - Mi-3
U3155	Front Bumper Mouldings - Mi-3
U3158	Alloy Body Post Block; Vertical Mount - Mi-3 (pr)
U3159	Alloy Body Post Block; Horizontal Mount - Mi-3 (pr)
U3165	Instruction Manual - Mi-3

BODYSHELLS & DECALS

FR36N	Frewer Stratis 2004 - 190mm
FR5N	Frewer BMW 320i 190mm
U2819	Spray Mask - No 1
U3167	Decal Sheet - Mi-3 (pk3)

SUSPENSION

U1430	Turnbuckle Adjuster - 39mm (pr)
U1440	Pro Pivot Pin, grooved 25mm x 1/8 (pr)
U2654	Steering Yoke Pivot Set - 2 parts
U2718	Pro Pivot Pin, grooved 18mm x 1/8 (pr)
U2722	Ball Grippa Joints - U/Sh Stud 4prs
U2735	Steering Yoke; 2 degree - Mi-2 pr
U2737	Steering Yoke; Kit Std 4 degree - Mi-2 pr
U2738	Steering Yoke; 6 degree - Mi-2 pr
U2750	Drop Screw; M5x8mm pk4
U2882	Servo Saver Set; Light & Heavy Springs
U2990	Front Hub Carrier - M12 E.C.
U2991	Purple Alloy Wheel Hex; Slim (pr)
U2992	Rear Hub Carrier - M12 E.C.
U3127	Washbones; Graphite Front - Mi-3
U3128	Washbones; Graphite Rear - Mi-3
U3129	Alloy Block; Screw - Mi-3 (pr)
U3130	Alloy Block; Pivot - Mi-3 (pr)
U3133	Alloy Top Link Mount - Mi-3 (pr)
U3134	Steering Post Set - Mi-3
U3135	Steering Centre Track Rod Set 2 - Mi-3
U3137	Shock Mounting Post - Mi-3 (pr)
U3142	Pro Pivot Pin - 58mm - Mi-3 (pr)
U750	Ball Grippa Joints-Short Stud 8prs
U796	Turnbuckle Adjuster - 24mm (pr)
U797	Turnbuckle Adjuster - 35mm (pr)
U851	Ball Grippa Joints - Long Stud 8prs

SHOCK ABSORBERS

U2993	Race Shock Body; Nickel Teflon (pr)
U2994	Race Shock Collar; threaded adjuster (pr)
U2995	Race Shock Piston - CNC 3 Hole (kit std) pr
U2996	Race Shock Piston - CNC 3 Hole (kit std) pr
U2997	Race Shock Rod; Ti-Nitride - 30mm (pr)
U2998	Race Shock Seal Housing (pr)
U2999	Race Shock Seal Rebuild Pack (pr)
U3000	Race Shock Top Cap (pr)
U3001	Race Shocks; fully assembled pair
U613	Spring Stop & Spacer Mouldings (pr)

SPRINGS

U2822	Spring Tuning Set - Pro-Touring (6 prs)
U2823	Pro-Touring Springs - White 14 lbs
U2824	Pro-Touring Springs - Blue 16lbs
U2825	Pro-Touring Springs - Green 18 lbs
U2826	Pro-Touring Springs - Red 20 lbs
U2827	Pro-Touring Springs - Yellow 23 lbs
U2828	Pro-Touring Springs - Violet 27 lbs

TRANSMISSION

U1895	M3x8mm Button Screws & Washers pk4
U1918	Spare Blades
U2573	Pro-Diff Screw Set - Mission
U2721	Rear Belt; Black Narrow - Mi-2
U2733	Diff Pulley Fences - Mi-2 & Mi-3
U2746	CNC Diff Pulley - 4mm
U2761	Diff Shims; 10 x 12
U2797	CNC Spool Assembly Lightweight - Mi-2
U2798	CNC Spool Pulley - Mi-2
U3011	Front Belt; 171t x 3.6mm
U3012	Front Belt; Grey Stock 171t x 3.6mm
U3013	Rear Belt; Grey Stock 60t x 3.6mm
U3020	Alloy CV Driveshaft (pr)
U3026	Pin & Screw-Alloy CV D/Shaft (4+1)
U3119	Alloy Diff Mount; Front Left - Mi-3
U3120	Alloy Diff Mount; Front Right - Mi-3
U3121	Alloy Diff & Motor Mount - Mi-3
U3122	Alloy Diff Mount; Rear Right - Mi-3
U3123	Alloy Eccentric - Mi-3 (pr)
U3124	Diff Retaining Post - Mi-3 (pr)
U3125	CNC Alloy Layshaft Post - Mi-3
U3126	CNC Pulley & Fences; 20T - Mi-3
U3136	Alloy Diff Output; Male - Mi-3
U3139	Alloy Diff Output; Female - Mi-3
U3140	HD Washer - TriLobe (pr) - Mi-3
U3141	HD Spool Output - 1pc - Mi-3
U3160	85T 48DP CNC Spur Gear - Mi-3
U3161	87T 48DP CNC Spur Gear - Mi-3
U3162	89T 48DP CNC Spur Gear - Mi-3
U3170	Pin & Shims; Axle - Mi-3 pk4
U3223	Diff; Fully Assembled Ceramic - Mi-3
U3225	CNC Spool Assembly - Mi-2 & 3

SHOCK OIL

G030	Pure Silicone Shock Oil - 30w
G035	Pure Silicone Shock Oil - 35w
G040	Pure Silicone Shock Oil - 40w
G045	Pure Silicone Shock Oil - 45w
G050	Pure Silicone Shock Oil - 50w
G055	Pure Silicone Shock Oil - 55w
G060	Pure Silicone Shock Oil - 60w
G070	Pure Silicone Shock Oil - 70w
G080	Pure Silicone Shock Oil - 80w
G100	Pure Silicone Shock Oil - 100w

BEARINGS & BALLS

G200	ZX1 - Microlube
H1031	Bearing Blaster Aerosol 500ml
U1301	Silicone Diff Lube - Pot
U3016	Ball Bearing - 5 x 9 x 3 Non Fl. (pr)
U1954	Pro - Thrust Bearing
U1957	Moly Axle Grease - Pot
U2148	Ball Bearing - 5 x 10 x 4 Shielded (pr)
U2459	Tungsten Carbide Diff Balls 2.5mm(pk12)
U2574	Ball Bearing - 5 x 9 x 2.5 (pr)
U2662	Ceramic Bearing - 5 x 10 x 4 Shielded (pr)
U3017	Ceramic Bearing - 10x15x4 (pr)
U3019	Ceramic Nitride Diff Balls 2.5mm (pk12)
U3136	Ball Bearing - 5 x 8 x 2.5 (pr)
U3171	Ceramic Bearing set - Mi-3

SPEED PACKS

H1010	Body Clips - Fluorescent Yellow (pk10)
H1011	Body Clips - Fluorescent Green (pk10)
H1012	Body Clips - Fluorescent Red (pk10)
H1013	Body Clips - Metallic Red (pk10)
H1014	Body Clips - Metallic Blue (pk10)
H1015	Body Clips - Metallic Purple (pk10)
U1547	SPEED PACK - M3 Nuts
U1548	SPEED PACK - M3 Washers
U1549	SPEED PACK - M4 Nuts & Washers
U1550	SPEED PACK - Socket Wrenches (pk3)
U1551	SPEED PACK - E Clips 2x8pcs
U1552	SPEED PACK - R Clips
U1606	SPEED PACK - Servo Tape
U1633	SPEED PACK - Small Pins (pk)
U1960	SPEED PACK - O Rings; Various
U2128	SPEED PACK - Grub-Set Screws M3 M4
U2135	M4 Nyloc Wheel Nut - Purple Alloy (pk4)
U2187	M3 Nyloc Nut - Purple Alloy (pk8)
U2631	SPEED PACK - Circlips Various 12 pcs
U2760	SPEED PACK - M3 Button Hd. 4 to 20
U2858	Alloy M3x6 Spacer Set 0.5; 1.2; 2.3mm - 16pcs
U2988	M3 Csk Washers - Purple Alloy (pk10)
U3002	Wheel Spacer Washers (pk10)
U3021	SPEED PACK - M3x6 Csk Allen Hi-T
U3022	SPEED PACK - M3x8 Csk Allen Hi-T
U3023	SPEED PACK - M3x10 Csk Allen Hi-T
U3024	SPEED PACK - M3x12 Csk Allen Hi-T
U3131	Alloy Spacers M3x7mm 0.5; 1.0; 2.0mm (pk18)
U3168	SPEED PACK - M2.5 x Screws (pk 10)

SPEED SECRET - OPTION PARTS

H1024	Alloy 6 Fin Motor Heatsink; purple
H1026	Ride Height Gauge; Purple Alloy; 0-10mm
H1027	Droop Gauge Set; Purple Alloy - Touring
S500	Colour Catalogue - 60 pages
S5009	Schumacher SANNER
U1572	Titanium Turnbuckle; purple - 39mm (pr)
U1576	Titanium Pivot Pin; purple - 25mm (pr)
U1905	Titanium Turnbuckle; purple - 35mm (pr)
U2053	Titanium Turnbuckle; purple - 25mm (pr)
U2075	Camber & Ride Height Gauges - C/C
U2096	Aerial Mount; Purple Chrome - Universal
U2100	Set Up Wheels; Camber & Toe In-SSST
U2251	Kwik Rip; 1/8x1.0 & 2.0mm
U2298	Schumacher Pit Dude Car Stand
U2719	Titanium Pivot Pin; purple - 18mm pr
U2739	Alloy 4 deg Steering Yokes; purple - Mi-2
U2741	Alloy Rear Hub Carriers; purple - Mi-2 E.C. & Mi-3
U2753	Heavy Duty Front One Way Assy - Mi-2
U2756	One Way Pulley Assembly - Mi-2
U2810	M4 Nyloc Wheel Nut - Red Alloy (pk4)
U2811	M4 Nyloc Wheel Nut - Blue Alloy (pk4)
U2812	M4 Nyloc Wheel Nut - Black Alloy (pk4)
U2813	M4 Nyloc Wheel Nut - Gold Alloy (pk4)
U2843	CNC Pulley; Heavy Duty One Way-Mi-2
U2844	Hub & One Ways; Heavy Duty - Mi-2
U2845	Output; Heavy Duty One Way - Mi-2 1pc
U3132	Kwik Clips 0.25 & 0.5mm (pk5)
U3144	Titanium Turnbuckle Set - Mi-3 (7pcs)
U3146	CF Chassis - 2.5mm Stiff - Mi-3
U3148	CF Top Deck - Stiff - Mi-3
U3149	CF Top Deck - Flex - Mi-3
U3152	CF Shock Bkt, Front - Low - Mi-3
U3153	CF Shock Bkt, Rear - Low - Mi-3
U3156	Roll Bar Set; Front 1.2-1.4-1.6 - Mi-3
U3157	Roll Bar Set; Rear 1.2-1.4-1.6 - Mi-3
U3163	114T 64dp CNC Spur Gear - Mi-3
U3164	116T 64dp CNC Spur Gear - Mi-3
U3165	118T 64dp CNC Spur Gear - Mi-3
U3221	Grooveless Purple Alloy Wheel Hex; Slim - Mi-3 (pr)
U3222	C/F Battery Strap & Alloy Posts - Mi-3
U3224	CF Chassis - 5 Cell 2.00mm - Mi-3

TEAM CLOTHING

G331L	T Blue - Large
G331M	T Blue - Medium
G331S	T Blue - Small Man
G331XL	T Blue - X-Large
G331XXL	T Blue - XX-Large
G332L	T White - Large
G332M	T White - Medium
G332S	T White - Small Man
G332XL	T White - X-Large
G332XXL	T White - XX-Large
G333L	Polo - Large
G333M	Polo - Medium
G333S	Polo - Small Man
G333XL	Polo - X-Large
G333XXL	Polo - XX-Large
G334	Cap - Black, Medium 58cm
G335	Cap - Black, Large 62cm

ELECTRONICS

G837	Mini Temp Gun - 420F 230C
G848	Tyre Warmers 1/10 Trg 7.2-12v

CHARGERS

CE3760	Competition Electronics Turbo 35 GFX
CE4310	Comp Electronics - Pit Bull X3 Charger
G856	PC6 Charger NiCd+NiMH 1-12 Cells

SPEEDCONTROLS

Z100	Keyence Rapids C Pro ESC; Blue
Z200	Keyence eXtraight ESC N-BL

ELECTRIC MOTORS

FAN32415	Fantom ATLAS Blue - 19T Team Spec
FAN36102	Fantom Alloy 2 - 6x1 +Comm Ring
FAN36104	Fantom Alloy 2 - 7x1 +Comm Ring
FAN36106	Fantom Alloy 2 - 8x1 +Comm Ring
FAN51801	Springs Alloy 2 - Gold Medium
FAN51502	Springs Alloy 2 - Silver Heavy
FAN52527	Brushes Alloy 2 - Hi Silver/Hi Power (pr)
FAN53610	Fantom O Ring Spacers (pk12)
FAN53611	Fantom O.012 Motor Spacers (pk12)
FAN53612	Fantom O.020 Motor Spacers (pk12)
FAN54302	Fantom Mod Motor Bearing Oil
FAN54303	Fantom Stock Motor Bushing Oil
FAN96315	Brushes 767 Stock LD (pr)
G240	Putnam Pro Stock Laydown Brush - 1 pr
G602	Fantom Silver Hi RPM 271 Stk
G961	Motor Capacitors (pk 3)

BATTERIES

G747	IB 4200WVC NiMH XVS TEAM 6pk
G748	IB 4200WVC NiMH XVS MATCH 6pk
G749	IB 4200WVC NiMH XVS 6 Pk
G750	IB 4200WVC NiMH XVS TEAM 4 pack
G751	IB 4200WVC NiMH XVS TEAM 5 pack
G752	Core RC - 5000mAh 7.4v LiPo
G793	Silicone Wre - 2x50cm Red/Black
G794	Battery Bars - pk5
G795	Female Connector Tubes (pk 10)
G796	Male Connector Plugs (pk 2)
H1028	Battery Soldering Stand
H1039	Battery Tape - Natural 50m x 17mm
H1040	Battery Tape - Purple 50m x 17mm
H1046	Power Connector, Red 2 Way - Male & Female
H1047	Power Connector, Black 2 Way - Male & Female
H1048	Power Connector, Red 2 Way Females - pk4
H1049	Power Connector, Black 2 Way Females - pk4
H1050	Battery Soldering Jig - 4200 size
H1054	Polarised Plug and Socket 3.5mm - pair

TOOLS

AT1142	ATS Set Up Gauges - 1/10th Touring
H1009	Lexan Scissors; curved
H1032	Alloy Camber Gauge - 1/10th
HW001	Wiha Precision Hex Driver - 1.3mm
HW002	Wiha Precision Hex Driver - 1.5mm
HW003	Wiha Precision Hex Driver - 2.0mm
HW004	Wiha Precision Hex Driver - 2.5mm
HW005	Wiha Precision Nut Driver - M3
HW007	Wiha Precision Nut Driver - M4
PYS1010	Alloy Grip Wrench Set: 1.5,2.0,2.5,3.0mm
PYS1080	Socket Set, Metric - 4 pcs
U2789	Schumacher Hex Driver - 1.5mm
U2790	Schumacher Hex Driver - 2.0mm
U2791	Schumacher Hex Driver - 2.5mm
U2795	Schumacher M3 Nut Driver
U2796	Schumacher M4 Nut Driver
U2818	Schumacher Body Reamer
U3115	Schumacher Hex Driver - 1.5mm Tip only
U3116	Schumacher Hex Driver - 2.0mm Tip only
U3117	Schumacher Hex Driver - 2.5mm Tip only



www.racing-cars.com

**1/10 TOURING WHEELS**

U1932	Wheel, 5 spoke 25mm - White (Pk4)
U1933	Wheel, 5 spoke 25mm - Black (Pk4)
U1934	Wheel, 5 spoke 25mm - Satin (Pk4)
U1935	Wheel, 5 spoke 25mm - Chr (Pk4)
U2032	Wheel, 5 sp 25mm +5mm - Gold (pr) (Pk4)
U2123	Wheel, 5 spoke 20mm - White (Pk4)
U2124	Wheel, 5 spoke 20mm - Black (Pk4)
U2170	Wheel, 12 spoke 25mm - White (Pk4)
U2171	Wheel, 12 spoke 20mm - White (Pk4)
U2172	Wheel, 12 spoke 25mm - Purple Chrome(Pk4)
U2173	Wheel, 5 spoke 25mm - Purple Chrome (Pk4)
U2296	Wheel, Dish 25mm - White (Pk4)
U2300	Wheel, 5 sp 25mm - Gold (pr) (Pk4)
U2368	Wheel, 12 spoke 24mm - White (Pk4)
U2393	Wheel, 12 spoke 24mm - Black(Pk4)
U2500	Rev-Lite; 24mm - White (Pk4)
U2501	Rev-Lite; 24mm InchUp - White(Pk4)
U2777	Rev-Lite; Flex 24mm - White (Pk4)
U2799	Rev-Lite Stiff, 24mm - White (Pk4)

1/10 TOURING TYRES & INSERTS

U6622	Slicks TC 25mm - Yellow (pr)
U6623	SST Mini Pins 24/25 - Blue
U6624	SST Mini Pins 24/25 - Yellow
U6625	SST Foam Tyre Insert - 24/25 Soft
U6627	SST Foam Tyre Insert - 24/25 Hard
U6628	SST Foam Tyre Insert - 24/25 Comp
U6629	SST Rally 24/25 - Yellow
U6630	SST Rally 24/25 - White
U6634	SST Foam Tyre Insert - 20 Soft
U6635	SST Foam Tyre Insert - 20 Hard
U6670	SST Mini Pins 20 - Blue
U6671	SST Mini Pins 20 - Yellow
U6672	SST Belted Slick 25 - White
U6683	SST Dragon 25mm B20 compound
U6690	SST Carpet Dragon 24/25mm
U6695	Moulded LP Insert Orange X-Soft (pr)
U6696	SST Moulded LP Insert Green Med (pr)
U6699	SST LP24 Foam Insert; Med Blk
U6700	SST LP24 Foam Insert; Soft Gy
U6713	Moulded CP Insert Magenta X-Soft (pr)
U6714	Moulded CP Insert Aqua - Soft (pr)
U6716	SST Mini Pins 24/25 - Green
U6717	SST Mini Pins 20 - Green

SOREX - TOURING CAR TYRES

XCO-20R	Sorex Competition Tyre - 20R
XCO-24R	Sorex Competition Tyre - 24R
XCO-28R	Sorex Competition Tyre - 28R
XCO-32R	Sorex Competition Tyre - 32R
XCO-36R	Sorex Competition Tyre - 36R
XCO-40R	Sorex Competition Tyre - 40R
XG-24BM	Sorex Glued 24R+Med B+RevLite24 pk4
XG-28BM	Sorex Glued 28R+Med B+RevLite24 pk4
XG-32BM	Sorex Glued 32R+Med B+RevLite24 pk4
XG-32CM	Sorex Glued 32R+Med C+RevLite24 pk4
XG-36BM	Sorex Glued 36R+Med B+RevLite24 pk4
XG-36CM	Sorex Glued 36R+Med C+RevLite24 pk4
XMA-24F	Sorex Moulded Insert - A Firm pr
XMA-24M	Sorex Moulded Insert - A Med pr
XMB-24F	Sorex Moulded Insert - B Firm pr
XMB-24M	Sorex Moulded Insert - B Med pr
XMC-24F	Sorex Moulded Insert - C Firm pr
XMC-24M	Sorex Moulded Insert - C Med pr
X5W-102	Sorex 24mm Dish Wheel - 4pcs
X5W-501	Sorex 24mm 5 Spoke Wheel - 4 pcs

PINIONS

U2305	16T Pinion - 48 D.P.
U2306	17T Pinion - 48 D.P.
U2307	18T Pinion - 48 D.P.
U2308	19T Pinion - 48 D.P.
U2309	20T Pinion - 48 D.P.
U2310	21T Pinion - 48 D.P.
U2311	22T Pinion - 48 D.P.
U2312	23T Pinion - 48 D.P.
U2313	24T Pinion - 48 D.P.
U2314	25T Pinion - 48 D.P.
U2315	26T Pinion - 48 D.P.
U2316	27T Pinion - 48 D.P.
U2317	28T Pinion - 48 D.P.
U2318	29T Pinion - 48 D.P.
U2319	30T Pinion - 48 D.P.
U2321	31T Pinion - 48 D.P.
U2322	32T Pinion - 48 D.P.

ACCESSORIES

CJ38020	JRP Car Stand
CR001	CORE RC Motor & Battery Case
CR002	CORE RC Parts Box - 11x17x3cm
CR003	CORE RC Parts Box - 24x11x3.3cm
MC3	Mega Cargo Carrier, 1/10 Touring

