

Driver	
Date	



SET-UP SHEET V2

AVID

Track			
Location			
Condition	Asphalt	Carpet	Other:
Size	Technical	Mixed	Fast
Traction	Low	Medium	High
Temperature	Air:	Track:	

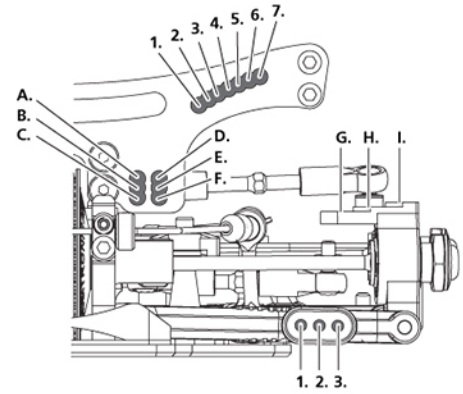
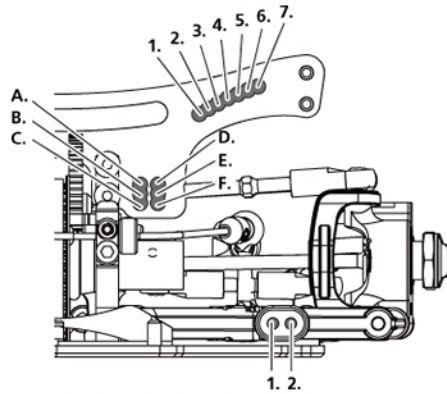
Adjustments		Front				Rear						
Camber (°)												
Caster (°)	2	3	4	5	Other:							
Toe (°)												
Ride height (mm)												
Suspension mount (°)	FF:		FR:		RF:			RR:				
Rollcenter (mm) FF	0	1.5	2.5	Other:								
Rollcenter (mm) FR	0	1.5	2.5	Other:								
Wheelbase (mm)	+2	+1	0	-1	-2	Other:						
Droop (mm)												
Transmission	Oneway		Spool		Diff							
Anti-Roll Bar	None	mm				Color:	None	mm				Color:

Shocks													
Spring													
Preload (mm)													
Oil													
Piston	2 holes		3 holes		Other:		2 holes		3 holes		Other:		

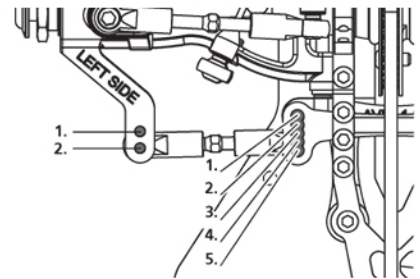
Shock Position														
Arm	1	2					1	2	3					
Tower	1	2	3	4	5	6	7	1	2	3	4	5	6	7

Upper Suspension													
Washer Inboard (mm)													
Hole Suspension Plate	A	B	C	D	E	F	A	B	C	D	E	F	
Washer Rear Hub (mm)													
Hole Rear Hub							G	H	I				

Comments



Steering						
Ball End - Position Steering Plate	1	2	3	4	5	
Position Knuckle Arms	1	2				
Washer under Ball End Knucke (mm)						

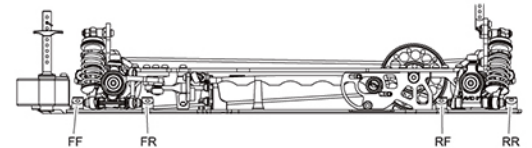


Tires			
Tire			
Insert			
Rim			
Additive			

Chassis			
Low Desk	2.5mm	3.0mm	
Top Desk	2.0mm	2.5mm	

Motor & Battery		Transmission (IR:1.77)	
Motor		Pinion	
Timing		Spur	
Brush		Ratio	
Battery		Pitch	48DP 64DP

Body & Wing			
Body			
Wing			



Comments