

ROBITRONIC Avid

POWER FOR WINNERS

SET-UP SHEET

DRIVER			
DATE			

TRACK:				
RACE	LOCATION		ASPHALT	
TRACK CONDITION	CARPET			
TRACK SIZE	TECHNICAL		MIXED	FAST
TRACTION	LOW		MEDIUM	HIGH
TEMPERATURE / °C	AIR	°C	TRACK	°C

ADJUSTMENT:				
FRONT:				
CAMBER / °degree	°			
RIDE HIGH / mm	mm			
CASTER / °degree	2°	3°	4°	5°
WHEELBASE / mm	+2mm	+1mm	0mm	-1mm -2mm
ROLLCENTER / mm (0, 1.5, 2.5mm)	FF: mm	FR: mm		
SUSPENSION MOUNT / °degree	FF: °	FR: °		
TOE IN	°			
TRANSMISSION	ONE-WAY	SPOOL	DIFFERENTIAL	
ANTI-ROLL BAR	YES	NO		
DROOP / mm	mm			

REAR:				
CAMBER / °degree	°			
RIDE HIGH / mm	mm			
WHEELBASE / mm	+2mm	+1mm	0mm	-1mm -2mm
ROLLCENTER / mm (0, 1.5, 2.5mm)	RF: mm	RR: mm		
SUSPENSION MOUNT / °degree	RF: °	RR: °		
ANTI-ROLL BAR	YES	NO		
DROOP / mm	mm			

SHOCKS:		
FRONT:		
SPRING		
PRELOAD / mm	mm	
SHOCK OIL		
PISTON	2 HOLES	3 HOLES
REAR:		
SPRING		
PRELOAD / mm	mm	
SHOCK OIL		
PISTON	2 HOLES	3 HOLES

TRANSMISSION:		
SPUR GEAR / T	T	
PINION / T	T	
PITCH	48dp	64dp
DRIVE RATIO	:	

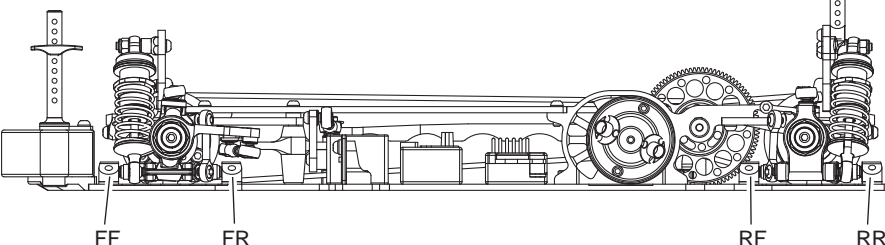
CHASSIS:		
LOWER CHASSIS PLATE	2.5mm	3.0mm
UPPER CHASSIS PLATE	2.0mm	2.5mm

TIRES:		
TIRE		
INSERT		
RIM		
ADDITIVE		

MOTOR:		
MOTOR		
ARMATURE / turns	T	
BRUSH		
TIMING	mm	

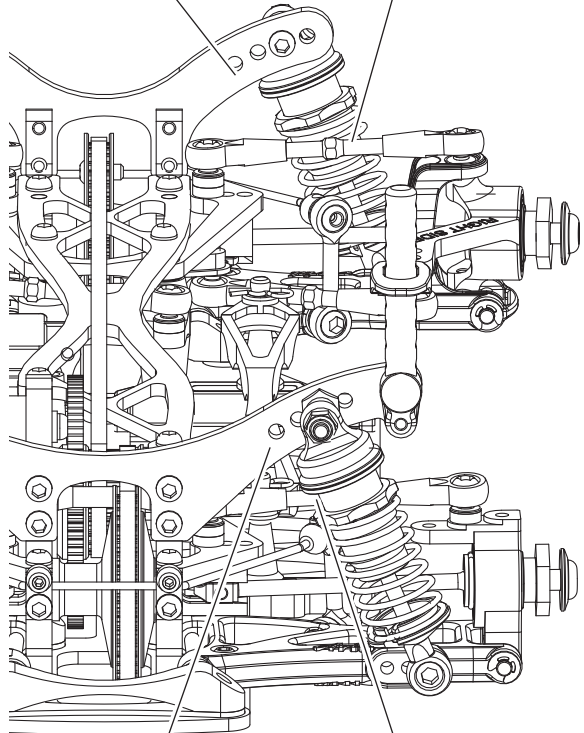
BODY:		
BODY		

COMMENTS:		



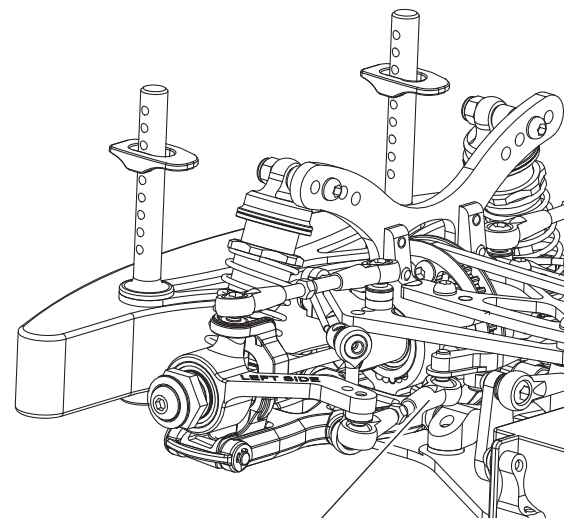
UPPER SUSPENSION FRONT			
WASHER INBOARD / mm	mm		
HOLE SUSPENSION PLATE	INNER HOLE	MIDDLE HOLE	OUTER HOLE

SHOCK POSITION FRONT				
A-ARM (1. = INNER HOLE)	1.	2.		
SHOCK STAY (1. = INNER HOLE)	1.	2.	3.	4.



SHOCK POSITION REAR				
A-ARM (1. = INNER HOLE)	1.	2.	3.	
SHOCK STAY (1. = INNER HOLE)	1.	2.	3.	4.

UPPER SUSPENSION REAR			
WASHER INBOARD / mm	mm		
HOLE SUSPENSION PLATE	INNER HOLE	MIDDLE HOLE	OUTER HOLE
WASHER REAR HUB / mm	mm		
HOLE REAR HUB	INNER HOLE	MIDDLE HOLE	OUTER HOLE



STEERING:		
BALL END - POSITION KNUCKLE	FRONT HOLE	REAR HOLE
WASHER UNDER BALL END KNUCKLE	mm	
WASHER UNDER BALL END STEERING PLATE	mm	