

TRACK CONDITION

ENVIRONMENT: INDOOR ☐ OUTDOOR ☐
COMPOSITION: CARPET ☐ ASPHALT ☐
TRACTION: LOW ☐ MEDIUM ☐ HIGH ☐
LAYOUT: SLOW ☐ MIXED ☐ FAST ☐
SURFACE: BUMPY ☐ SMOOTH ☐
NOTE: _____

ELECTRONICS

MOTOR: _____ TIMING: _____
PINION: _____ SPUR: _____
ESC: _____
BATTERY: _____
SERVO: _____
RECEIVER: _____

SHOCK ABSORBERS

FRONT _____ REAR _____
PISTON: _____ PISTON: _____
OIL: _____ OIL: _____
SPRING: _____ SPRING: _____
REBOUND: _____ REBOUND: _____
NOTE: _____

ANTI-ROLL BAR

FRONT: 1.2 ☐ 1.3 ☐ 1.4 ☐ 1.5 ☐ _____ ☐
REAR: 1.1 ☐ 1.2 ☐ 1.3 ☐ 1.4 ☐ _____ ☐

TIRES & WHEELS



TIRE: _____
INSERT: _____
WHEEL: _____
TREATMENT: _____
NOTE: _____

FRONT				REAR			
<input type="checkbox"/>	<input type="checkbox"/>	<input type="checkbox"/>	<input type="checkbox"/>	<input type="checkbox"/>	<input type="checkbox"/>	<input type="checkbox"/>	<input type="checkbox"/>
MIN.				MIN.			



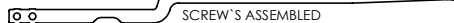
SERVO SAVER POSITION

FORWARD ☐  REARWARD ☐   

TRANSMISSION HEIGHT

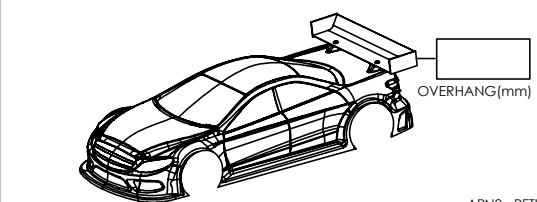
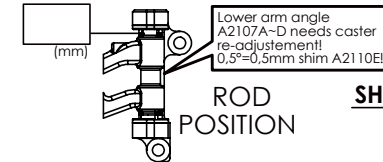
SPOOL _____ DIFFERENTIAL _____
HIGH ☐  HIGH ☐ OIL: _____
LOW ☐  LOW ☐

FLEX

ULTRAFLEX ☐ 
TOPDECK ☐ 
SCREW'S ASSEMBLED 

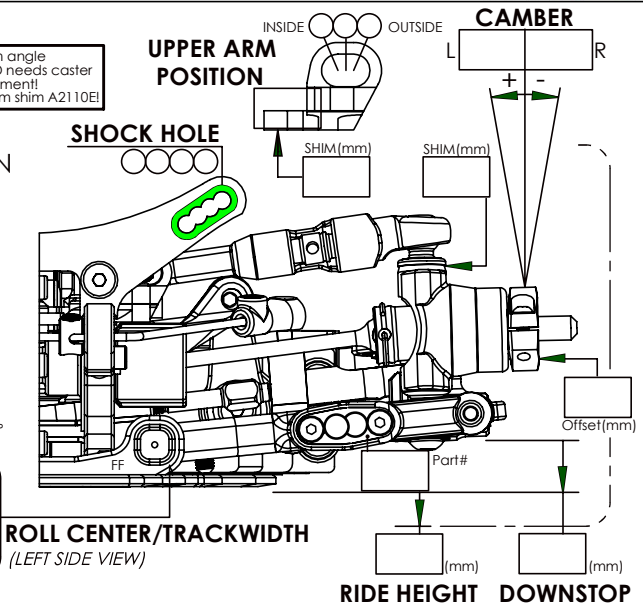
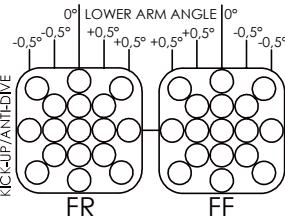
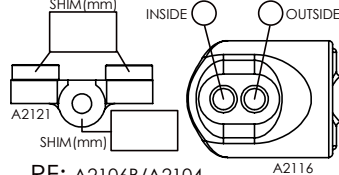
AERODYNAMICS

BODY: _____
WING: _____

**CASTER POSITION**

FF: A2105A/A2104
1pc. ☐ 2pcs. ☐

FR: A2105B/A2104
1pc. ☐ 2pcs. ☐

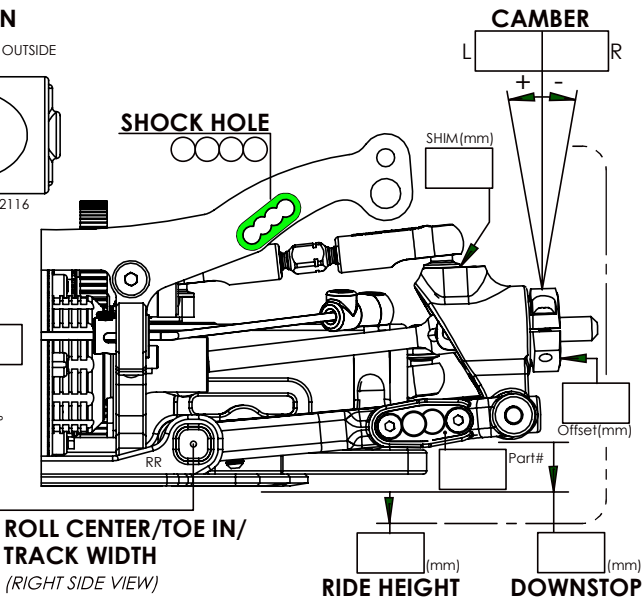
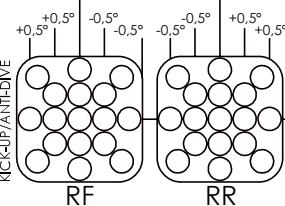
**CAMBER LINK POSITION**




RF: A2106B/A2104
1pc. ☐ 2pcs. ☐

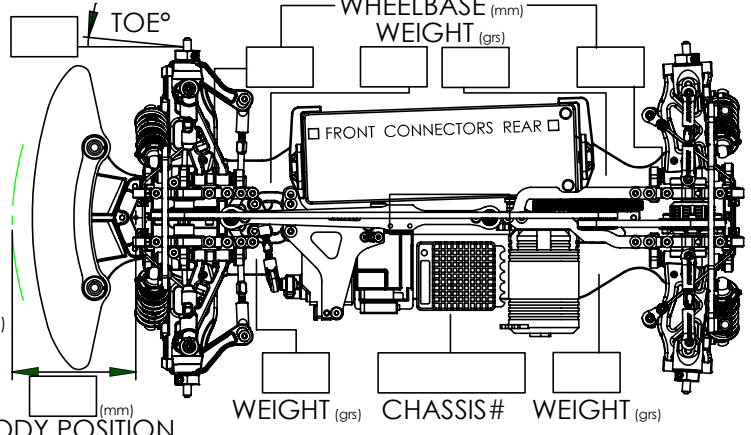
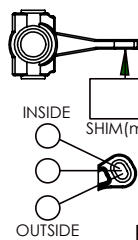
RR: A2106A/A2104
1pc. ☐ 2pcs. ☐

FINAL TOE IN

BOTH CENTER = 3° TOE IN




**A2404 ☐**

ASSEMBLED SCREW'S



A2405 ☐

A2405 ☐**STEERING SHAFT MOUNTED ON**

☐ SERVOPLATE
☐ CHASSIS

STEERING STOPPER A2304/A2305/A2306

☐  ☐  ☐  ☐ NO

NOTES: