

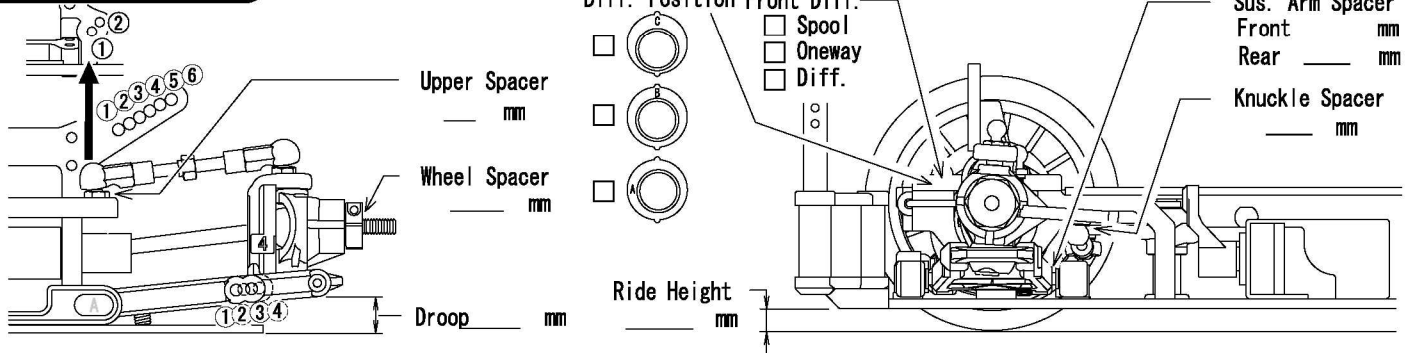
Name _____

Date _____

Truck / City _____

Event _____

Front Suspension



Sus. Holder Bush

Front IN / OUT _____

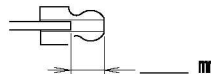
Rear IN / OUT _____

Sus. Holder Spacer

Front

Rear

Sway bar _____

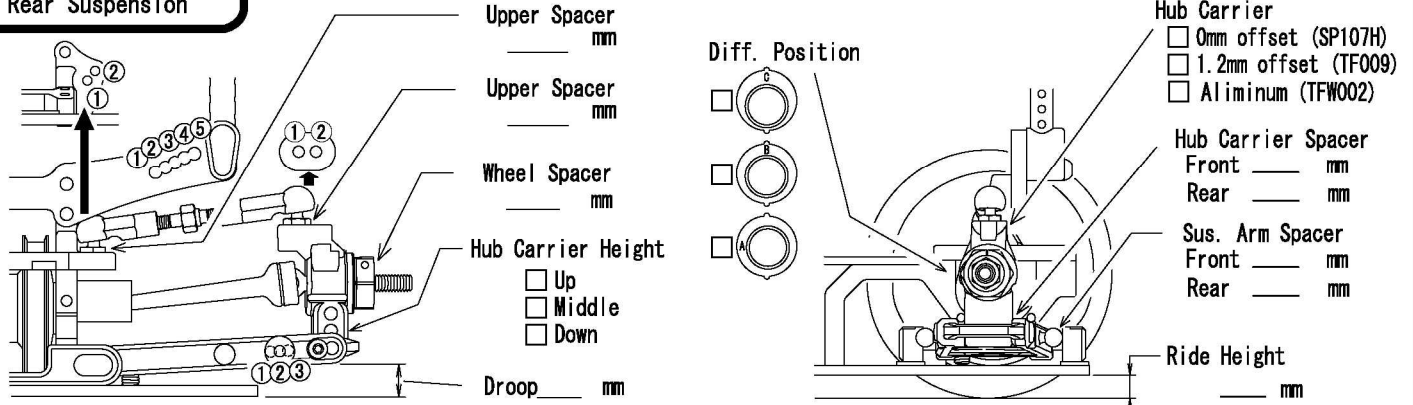


Toe Angle _____ °

Sus. Arm TF005, TF133
 TF005H, TF133H

Camber Angle _____ °

Rear Suspension



Sus. Holder Bush

Front IN / OUT _____

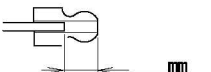
Rear IN / OUT _____

Sus. Holder Spacer

Front

Rear

Sway bar _____

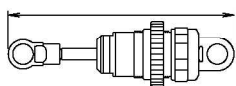


Sus. Arm TF005
 TF005H
 TF133 (Standard)
 TF133H

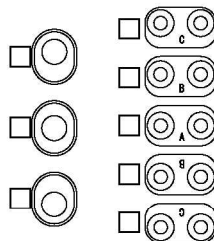
Camber Angle _____ °

Shock

	Front	Rear
Shock Piston	-	-
Shock Oil	# _____	# _____
Shock Spring	_____	_____
Diaphragm	_____	_____
Pressure Form	_____	_____
Shock Length	_____ mm	_____ mm

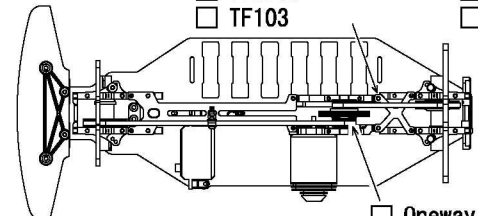


Steering Wiper



Chassis

- TF126 (Standard) 4cell
 TFW106 5cell
 TF103 6cell



- Oneway
 Rijid

Tire

	1st:	2nd:	Comments
Tire	_____	_____	_____
Inserts	_____	_____	_____
Wheel Traction Compound	_____	_____	_____

Others

Motor _____ 2nd Gear Ratio : 1.83
 Pinion/Spur _____ / _____ Gear Ratio _____
 Battery _____ ESC _____
 Body _____ Wing _____

Truck Condition

- Smooth Asphalt
 Bumpy Concrete
 Low Traction Carpet
 Med. Traction Indoor
 Higt Traction Outdoor

Comment : _____