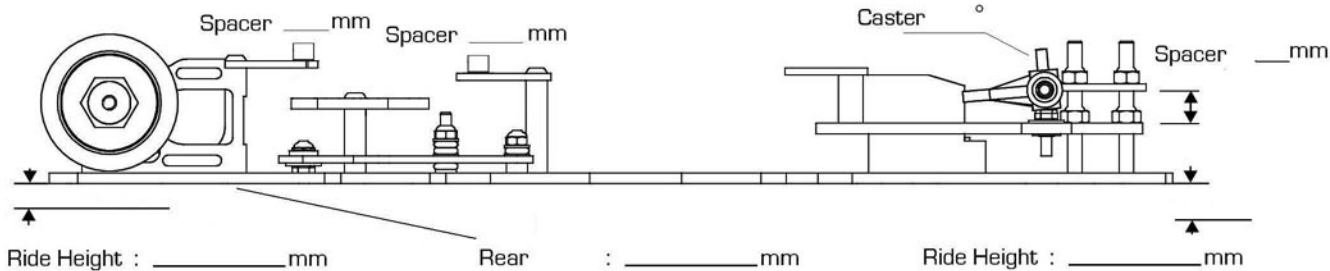




Driver : \_\_\_\_\_ Track : \_\_\_\_\_

Date : \_\_\_\_\_ Condition : \_\_\_\_\_

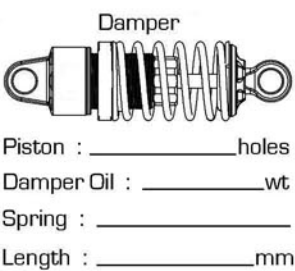
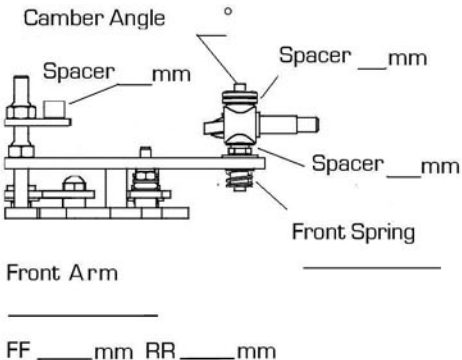
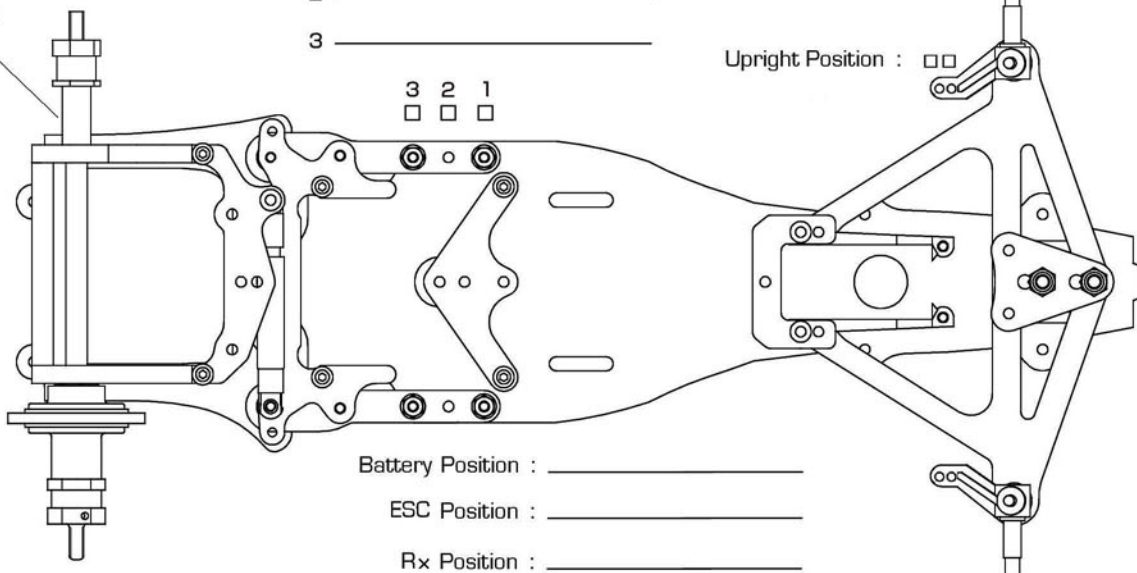
Event : \_\_\_\_\_ Temp. : \_\_\_\_\_



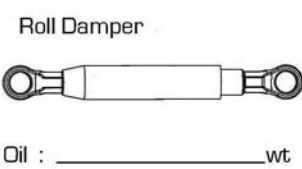
Link Setup : 1 \_\_\_\_\_  
 2 \_\_\_\_\_  
 3 \_\_\_\_\_

Toe Angle : \_\_\_\_\_ °  
 +  
 -

Graphite  
 Steel



Main Chassis  
 STD  
 CSC  
 \_\_\_\_\_



Motor : _____	Body : _____
Spur Gear : _____ T	Front Wing : _____
Pinon Gear : _____ T	Rear Wing : _____
Gear Ratio : _____ T	Tire : _____
ESC : _____	Insert : _____
Setup : _____	Wheel : _____
Battery : _____	Treatment : _____
Weight : _____	Diameter : FR _____mm, RR _____mm

**Notes**

---



---



---