

F1 SET-UP SHEET

NAME	
DATE	
TRACK	
EVENT	


QUAL. POSITION	FINAL POSITION	BEST LAP	RACE LENGTH
		sec	min


TEMPERATURE AIR	TEMPERATURE TRACK

TRACK		
TRACK SURFACE	<input type="checkbox"/> ASPHALT	<input type="checkbox"/> CARPET
TRACK LAYOUT	<input type="checkbox"/> TECHNICAL	<input type="checkbox"/> MIXED <input type="checkbox"/> FAST
TRACTION	<input type="checkbox"/> LOW	<input type="checkbox"/> MEDIUM <input type="checkbox"/> HIGH

GEARING		
PINION GEAR	SPUR GEAR	FINAL DRIVE RATIO

DIFF SETTING		
<input type="checkbox"/>	<input type="checkbox"/>	<input type="checkbox"/>
LOOSE	MEDIUM	TIGHT

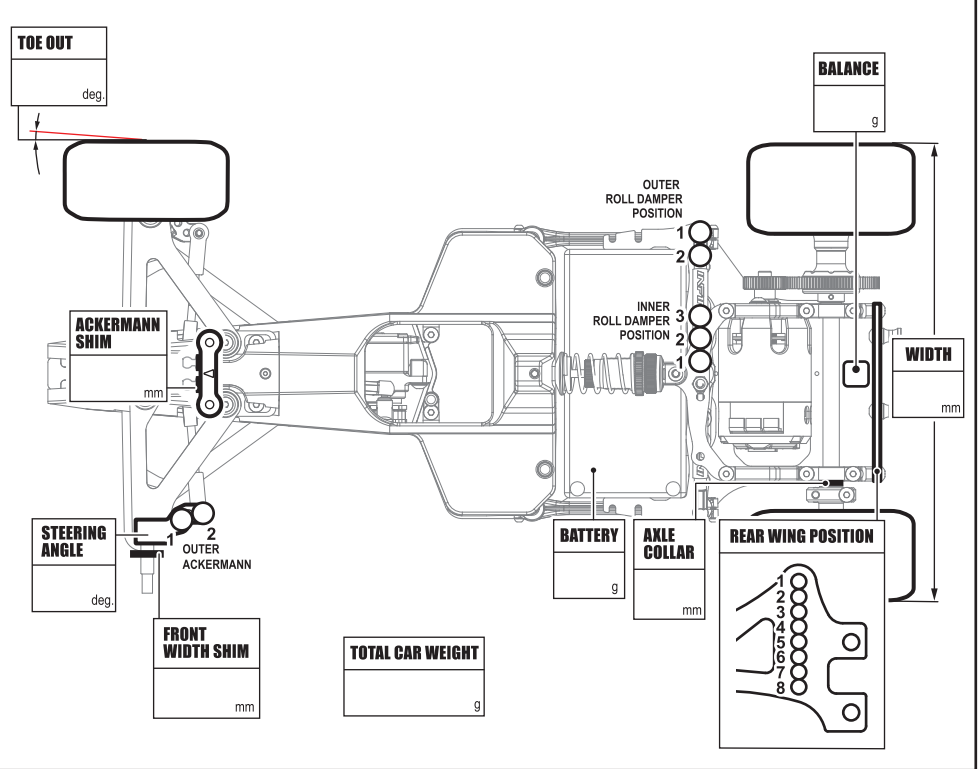
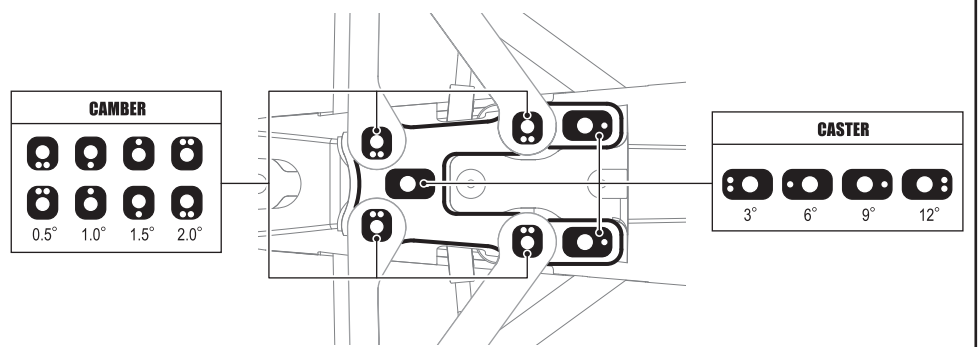
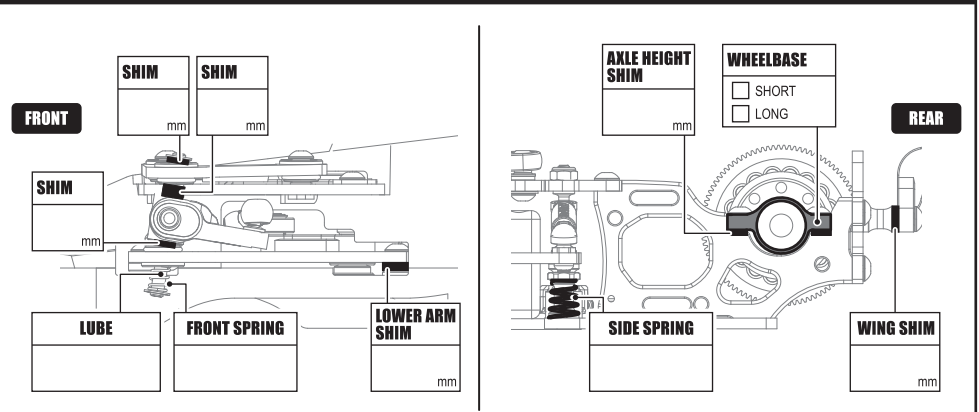
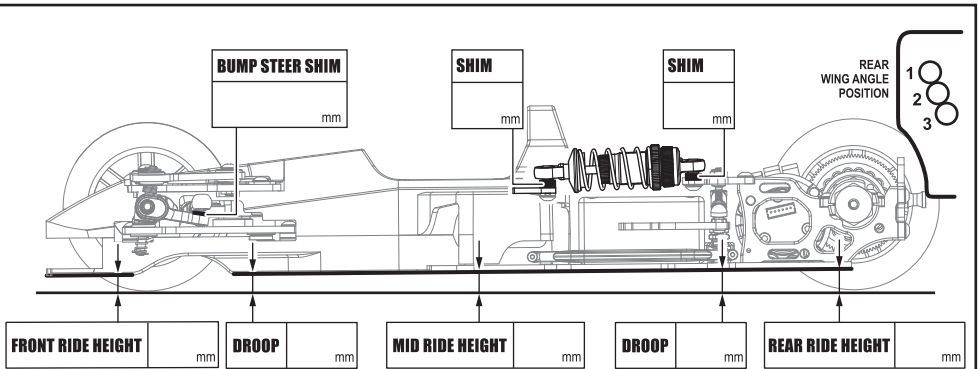
CENTER SHOCK	
SPRING	OIL
REBOUND (%)	INNER SHIM
	mm
PISTON	LENGTH
<input type="checkbox"/> 1 HOLES <input type="checkbox"/> 1.1mm	
<input type="checkbox"/> 2 HOLES <input type="checkbox"/> 1.2mm	
<input type="checkbox"/> mm	
OTHER	

SIDE DAMPER	
	OIL

FRONT	TIRES	REAR
	TIRES	
	ADDITIVE	
	ADDITIVE TIMING	
FRONT LEFT	FRONT RIGHT	ADDITIVE AREA
		REAR LEFT
		REAR RIGHT

AERO	
BODY	
FRONT WING	
REAR WING	

ELECTRONICS			
MOTOR		TIMING	
ESC		BATTERIES	



COMMENTS