



#1620 / #1621 LIPO SPEC

HIGH PERFORMANCE 1:10 ELECTRIC TOURING CAR

SETUP SHEET

Driver: _____

Track / City: _____

Event: _____ Date: _____

Front

Caster _____ Downstops _____ mm Oil _____ WT

Toe-out _____ Anti-roll bar _____ Piston _____

Camber _____ Front width _____ mm Rebound _____

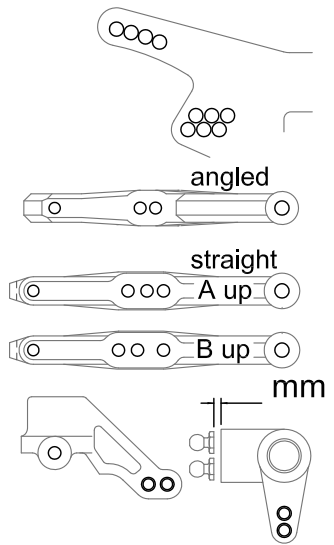
Ride Height _____ Front drive _____ Spring _____ lbs

Wishbone _____ Front pulley _____ Shock tower _____

Wheelbase _____ Steering _____ Steering block _____

F Mount _____ F Height shims _____ mm F WB shims _____ mm

R Mount _____ R Height shims _____ mm R WB shims _____ mm



Rear

Anti-squat _____ Downstops _____ mm Oil _____ WT

Toe-in _____ Anti-roll bar _____ Piston _____

Camber _____ Rear width _____ mm Rebound _____

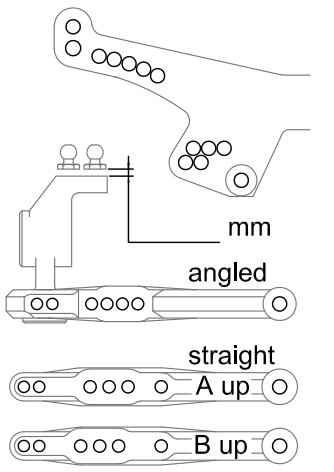
Ride Height _____ Center pulley _____ T Spring _____ lbs

Wishbone _____ Rear pulley _____ T Shock tower _____

Wheelbase _____ Upright _____ toe-in _____

F Mount _____ F Height shims _____ mm F WB shims _____ mm

R Mount _____ R Height shims _____ mm R WB shims _____ mm



Others

Tires _____ Tire additive _____ ESC _____

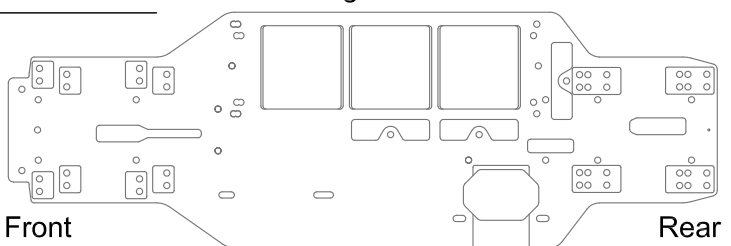
Motor _____ Motor setup _____ Spur / Pinion _____ T / _____ T

Radio _____ Servo _____

Body _____ Wing _____

Lead Weights _____ g

Weight balance



Track Conditions

Surface _____

Traction _____

Temp. _____

Notes _____

Race Comments

Main _____ Finish _____ Qual. Pos. _____ Time _____ Laps _____