



HIGH PERFORMANCE 1:10 ELECTRIC TOURING CAR

**SETUP SHEET**

Driver: \_\_\_\_\_

Track / City: \_\_\_\_\_

Event: \_\_\_\_\_ Date: \_\_\_\_\_

**Front**

Caster \_\_\_\_\_ Downstops \_\_\_\_\_ mm Oil \_\_\_\_\_ WT

Toe-out \_\_\_\_\_ Anti-roll bar \_\_\_\_\_ Piston \_\_\_\_\_

Camber \_\_\_\_\_ Front width \_\_\_\_\_ mm Rebound \_\_\_\_\_

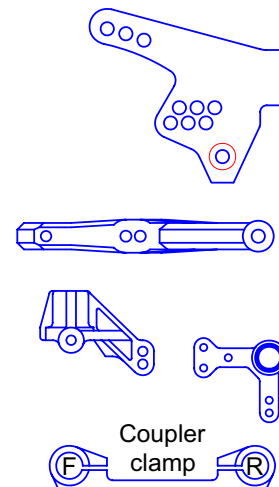
Ride Height \_\_\_\_\_ Front drive \_\_\_\_\_ Spring \_\_\_\_\_ lbs

Wishbone \_\_\_\_\_ Front pulley \_\_\_\_\_ Shock tower \_\_\_\_\_

Wheelbase \_\_\_\_\_ Steering \_\_\_\_\_ Steering block \_\_\_\_\_

F Coupler \_\_\_\_\_ F coupler shims \_\_\_\_\_ Coupler clamp \_\_\_\_\_

R Coupler \_\_\_\_\_ R coupler shims \_\_\_\_\_ Clamp shims \_\_\_\_\_

**Rear**

Anti-squat \_\_\_\_\_ Downstops \_\_\_\_\_ mm Oil \_\_\_\_\_ WT

Toe-in \_\_\_\_\_ Anti-roll bar \_\_\_\_\_ Piston \_\_\_\_\_

Camber \_\_\_\_\_ Rear width \_\_\_\_\_ mm Rebound \_\_\_\_\_

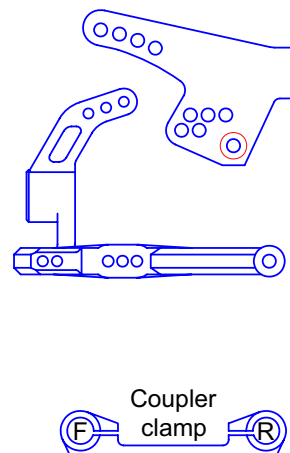
Ride Height \_\_\_\_\_ Center pulley \_\_\_\_\_ T Spring \_\_\_\_\_ lbs

Wishbone \_\_\_\_\_ Rear pulley \_\_\_\_\_ T Shock tower \_\_\_\_\_

Wheelbase \_\_\_\_\_ Upright \_\_\_\_\_ toe-in

F Coupler \_\_\_\_\_ F coupler shims \_\_\_\_\_ Coupler clamp \_\_\_\_\_

R Coupler \_\_\_\_\_ R coupler shims \_\_\_\_\_ Clamp shims \_\_\_\_\_

**Others**

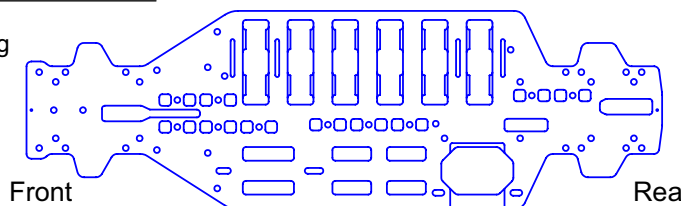
Tires \_\_\_\_\_ Tire additive \_\_\_\_\_

Motor \_\_\_\_\_ Motor setup \_\_\_\_\_ Spur / Pinion \_\_\_\_\_ T / \_\_\_\_\_ T

Radio \_\_\_\_\_ Servo \_\_\_\_\_ ESC \_\_\_\_\_

Body \_\_\_\_\_ Wing \_\_\_\_\_ Weight balance

Lead Weights \_\_\_\_\_ g

**Track Conditions**

Surface \_\_\_\_\_

Traction \_\_\_\_\_

Temp. \_\_\_\_\_

Notes \_\_\_\_\_

**Race Comments**

Main \_\_\_\_ Finish \_\_\_\_ Qual. Pos. \_\_\_\_ Time \_\_\_\_\_ Laps \_\_\_\_