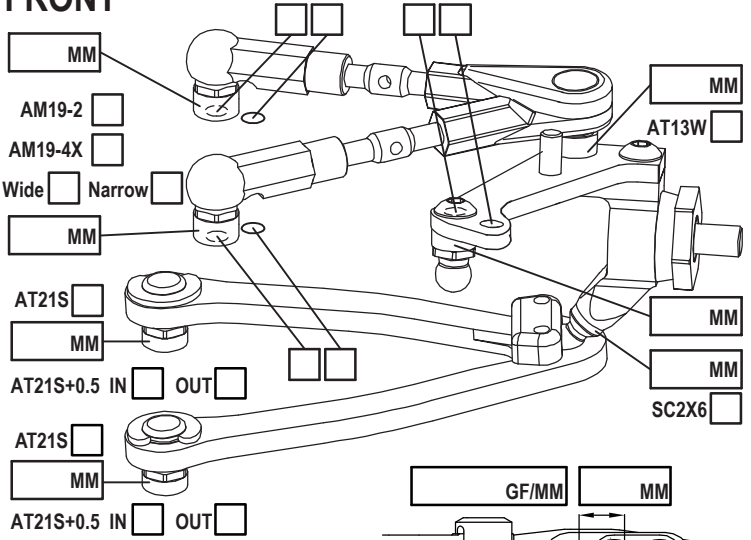


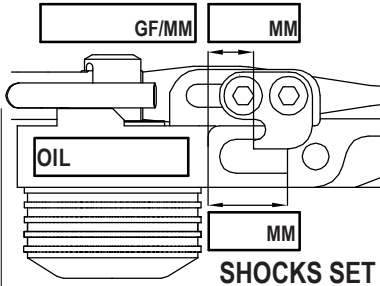
NAME _____
 COUNTRY _____
 RACE _____
 TRACK _____

DATE _____ TEMP. °C AIR / TRACK _____ /
 ASPHALT (OUTDOOR INDOOR) CARPET
 TRACK CONDITION TECHNICAL MIXED FAST
 TRACTION LOW MEDIUM HIGH

FRONT

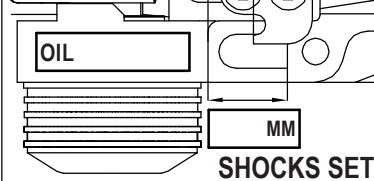
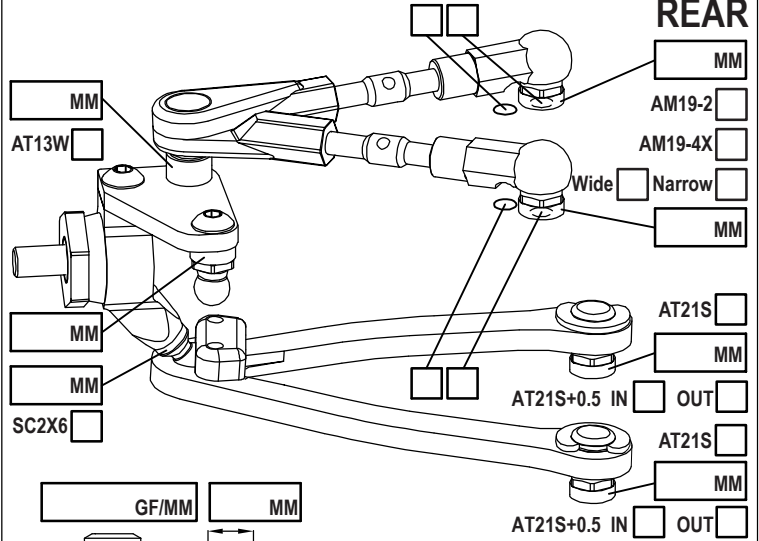


CAMBER ANGLE / ° _____
 CASTER ANGLE / ° _____
 TOE ANGLE / ° _____
 RIDE HEIGHT / MM _____
 DOWNSTOP / MM _____
 UPWNSTOP / MM _____
 STABILIZER Ø / MM _____
 LOW ARM C04M1+0.5
 STEER. ARM AM14LS
 WHEEL SPACER / MM _____
 FRONT DRIVE SPOOL GB2B LOW HIGH
 DIFF. OIL _____ DIFF WASHERS _____
 DOGBONE DRIVE ST02 WHEELHUB AM06WL



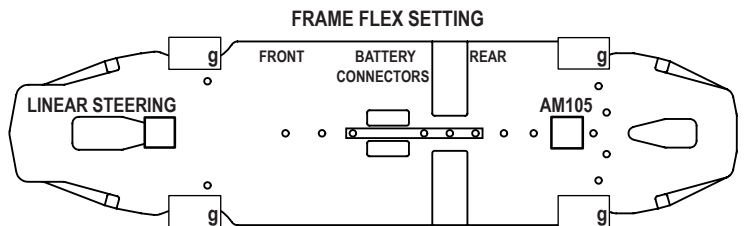
ROTOR STD
 SPRING STD S
 DAMPER D2.2
 SRS/RHS ARR. I II
 PSS SETUP MM A B

REAR



ROTOR STD
 SPRING STD S
 DAMPER D2.2
 SRS/RHS ARR. I II
 PSS SETUP MM A B

CAMBER ANGLE / ° _____
 CASTER ANGLE / ° _____
 TOE ANGLE / ° _____
 RIDE HEIGHT / MM _____
 DOWNSTOP / MM _____
 UPWNSTOP / MM _____
 STABILIZER Ø / MM _____
 LOW ARM C04M1+0.5
 STEER. ARM AM23
 WHEEL SPACER / MM _____
 REAR DRIVE GB2B LOW HIGH
 DIFF. OIL _____ DIFF WASHERS _____
 DOGBONE DRIVE EVD WHEELHUB AM06WL



LOWER DECK C01B-X-MM C01B-X-MMA
 SHIM UNDER AM105 _____ ST55
 ST105/ST110 DOWN/SOFT UP/STIFF
 MOTOR MOUNT _____
 AM102
 TOP DECK CUTS
 ST09 TOP DECK C27MM2 ST09

TIRES _____
 INSERTS _____
 WHEELS _____
 ADDITIVE _____ TIME - FR _____ RR _____

NOTES

MOTOR LATERAL SHIFT / MM _____ ACKERMANN SHIMS / MM _____
 MOTOR _____ SERVO _____
 SPUR PINION RATIO _____ STEER TRAVEL IN _____ OUT _____
 BODY _____ BATTERY _____
 WING _____ RECEIVER _____
 ESC _____ RADIO _____
 ESC SETTING _____
 BEST LAPTIME _____ QUALIF./FINAL POSITION _____ /

COMMENTS