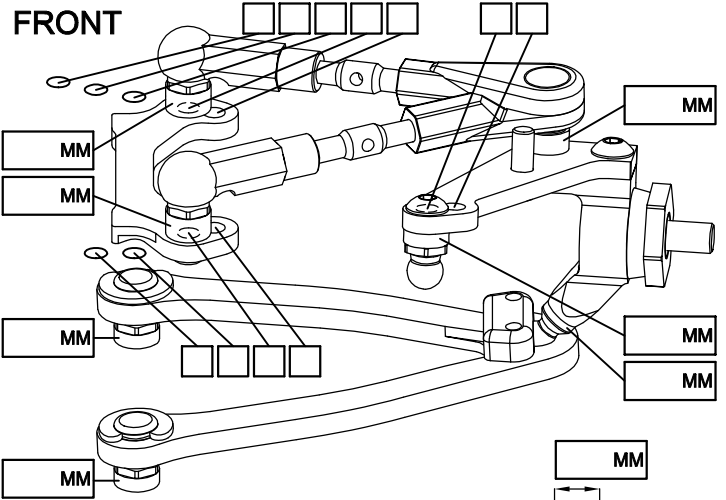


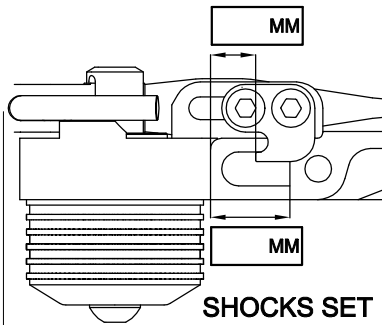
NAME _____
 COUNTRY _____
 RACE _____
 TRACK _____

SETUP SHEET

DATE _____ TEMP.°C AIR / TRACK _____ / _____
 TRACK CONDITION TECHNICAL MIXED FAST
 TRACTION LOW MEDIUM HIGH

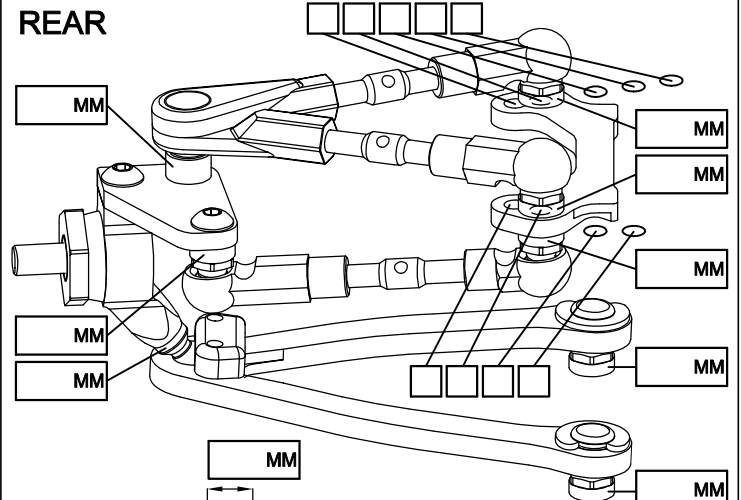


CAMBER ANGLE / ° _____
 CASTER ANGLE / ° _____
 TOE ANGLE / ° _____
 RIDE HEIGHT / MM _____
 DOWNSTOP / MM _____
 UPSTOP / MM _____
 STABILIZER Ø / MM _____
 LOW ARM STD _____
 STEERING ARM STD _____
 WHEEL SPACER / MM _____
 FRONT DRIVE BALL DIFF GEAR DIFF SPOOL ONE-WAY
 DIFF SET LOOSE MEDIUM TIGHT OIL # _____
 DOGBONE DRIVE BUSHING C-DRIVE BB EVD

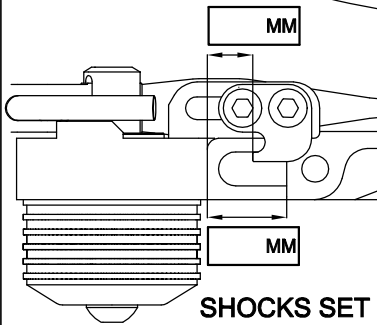


SHOCKS SET

SPRING STD _____
 DAMPER STD _____
 ACTION SYM. ASYM.
 SRS/RHS ARR. I II

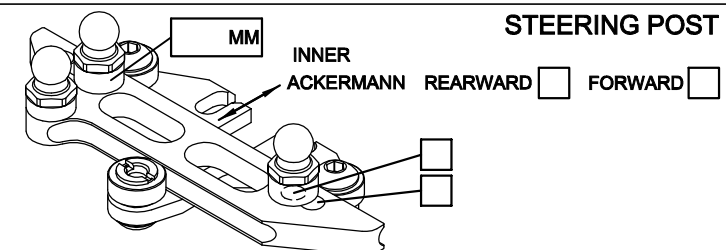
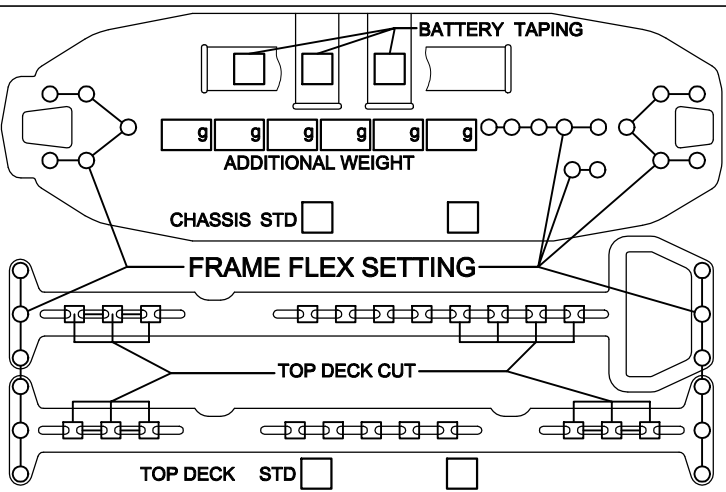


CAMBER ANGLE / ° _____
 CASTER ANGLE / ° _____
 TOE ANGLE / ° _____
 RIDE HEIGHT / MM _____
 DOWNSTOP / MM _____
 UPSTOP / MM _____
 STABILIZER Ø / MM _____
 LOW ARM STD _____
 STEERING ARM STD _____
 WHEEL SPACER / MM _____
 REAR DRIVE BALL DIFF GEAR DIFF
 DIFF SET LOOSE MEDIUM TIGHT OIL # _____
 DOGBONE DRIVE BUSHING C-DRIVE BB EVD



SHOCKS SET

SPRING STD _____
 DAMPER STD _____
 ACTION SYM. ASYM.
 SRS/RHS ARR. I II



STEERING POST

INNER ACKERMANN REARWARD FORWARD

FL	FR	RL	RR	TIRES	FRONT	REAR
				BRAND		
				INSERTS		
				WHEELS		
				ADDITIVE		

MOTOR LAYOUT LONG. TRANS. MOTOR _____
 SERVO LAYOUT LEFT RIGHT SERVO _____
 ESC LAYOUT LEFT RIGHT ESC _____
 BAT. LAYOUT R1 R2 F1 F2 BATTERY _____
 SPUR PINION RECEIVER _____
 FINAL DRIVE RATIO MOTOR OFFSET / MM _____
 BODY WING _____

BEST LAP TIME _____ QUALIF. / FINAL POSITION _____ / _____
 ESC SETTING _____
 COMMENTS / IMPRESSIONS _____

 CONTACT _____