

NAME _____

COUNTRY _____

RACE _____

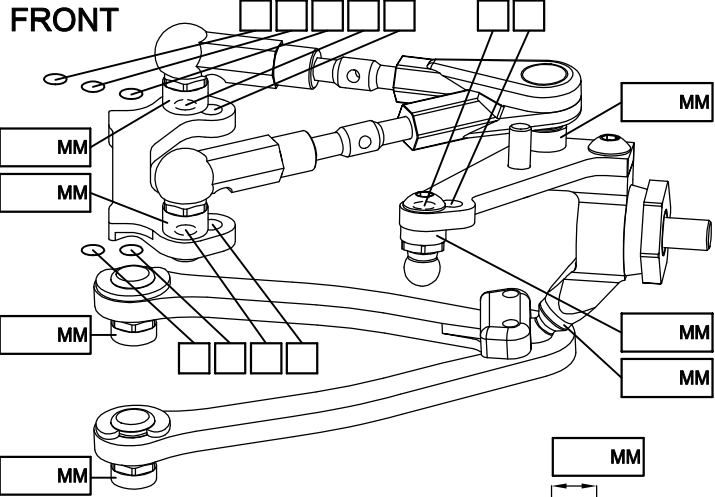
TRACK _____

DATE _____ TEMP.°C AIR / TRACK _____ /

CARPET ASPHALT

TRACK CONDITION TECHNICAL MIXED FAST

TRACTION LOW MEDIUM HIGH



CAMBER ANGLE / ° _____

CASTER ANGLE / ° _____

TOE ANGLE / ° _____

RIDE HEIGHT / MM _____

DOWNSTOP / MM _____

UPSTOP / MM _____

STABILIZER Ø / MM _____

LOW ARM STD _____

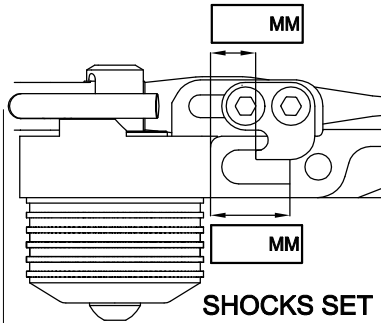
STEERING ARM STD _____

WHEEL SPACER / MM _____

FRONT DRIVE BALL DIFF GEAR DIFF SPOOL ONE-WAY

DIFF SET LOOSE MEDIUM TIGHT OIL # _____

DOGBONE DRIVE BUSHING C-DRIVE BB EVD

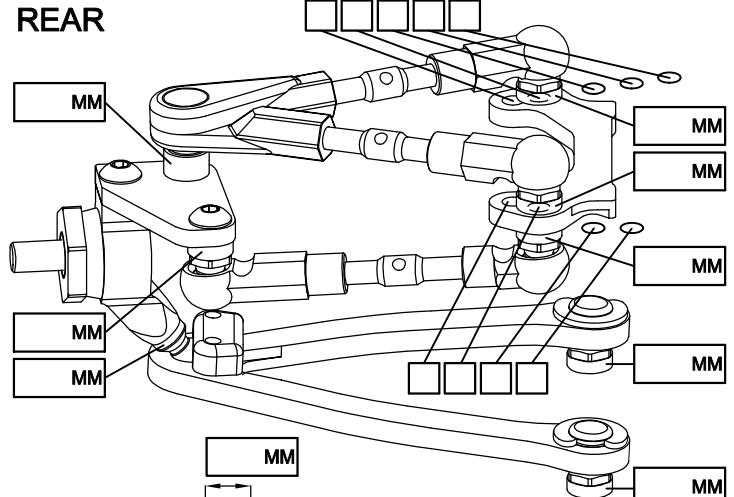


SPRING STD _____

DAMPER STD _____

ACTION SYM. ASYM.

SRS/RHS ARR. I II



CAMBER ANGLE / ° _____

CASTER ANGLE / ° _____

TOE ANGLE / ° _____

RIDE HEIGHT / MM _____

DOWNSTOP / MM _____

UPSTOP / MM _____

STABILIZER Ø / MM _____

LOW ARM STD _____

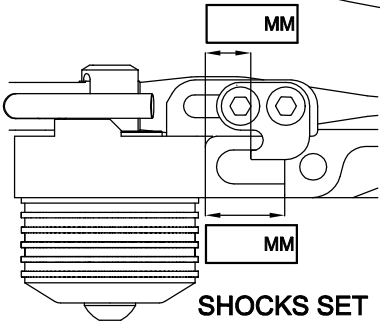
STEERING ARM STD _____

WHEEL SPACER / MM _____

REAR DRIVE BALL DIFF GEAR DIFF

DIFF SET LOOSE MEDIUM TIGHT OIL # _____

DOGBONE DRIVE BUSHING C-DRIVE BB EVD

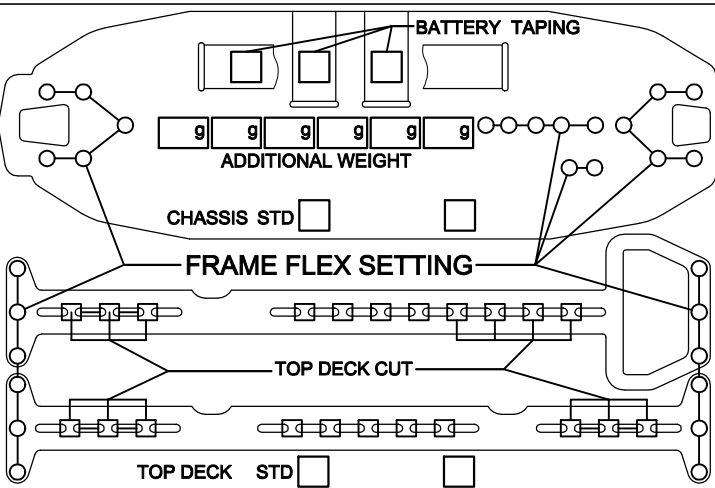


SPRING STD _____

DAMPER STD _____

ACTION SYM. ASYM.

SRS/RHS ARR. I II



FL	FR	RL	RR	TIRES	FRONT	REAR
				BRAND		
				INSERTS		
				WHEELS		
				ADDITIVE		

MOTOR LAYOUT LONG. TRANS. MOTOR _____

SERVO LAYOUT LEFT RIGHT SERVO _____

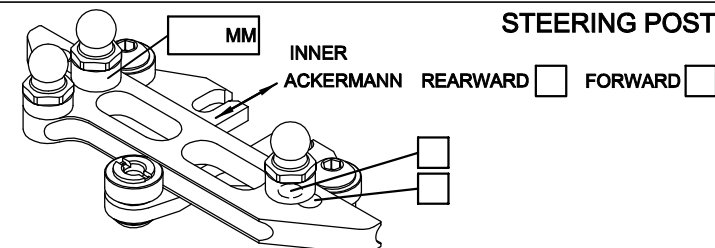
ESC LAYOUT LEFT RIGHT ESC _____

BAT. LAYOUT R1 R2 F1 F2 BATTERY _____

SPUR PINION RECEIVER _____

FINAL DRIVE RATIO MOTOR OFFSET / MM _____

BODY WING _____



BEST LAPTIME _____ QUALIF. / FINAL POSITION _____ /

ESC SETTING _____

COMMENTS / IMPRESSIONS _____

CONTACT _____