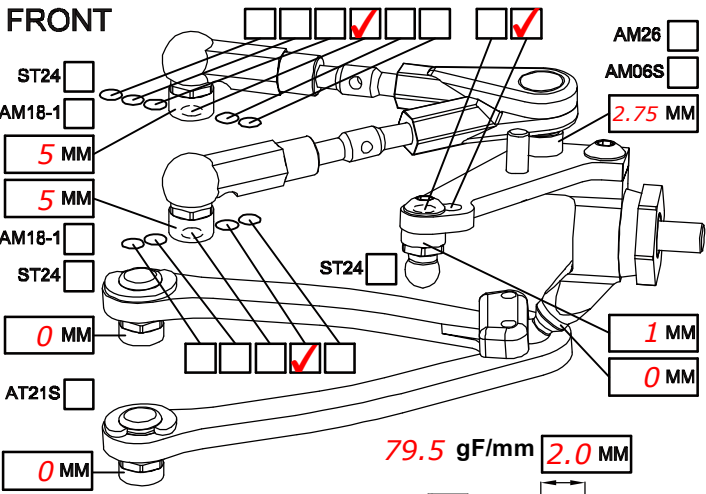
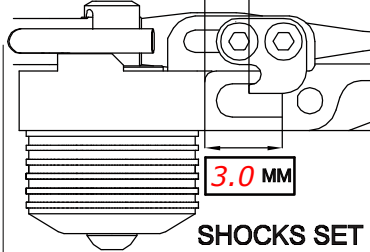


NAME **Freddy Südhoff**
 COUNTRY **Germany**
 RACE **ETS Round 1 13/14**
 TRACK **Sport V Hotel Hrotovice**

DATE _____ TEMP. °C AIR / TRACK °C / °C
 TRACK CONDITION TECHNICAL CARPET ASPHALT
 MIXED FAST
 TRACTION LOW MEDIUM HIGH

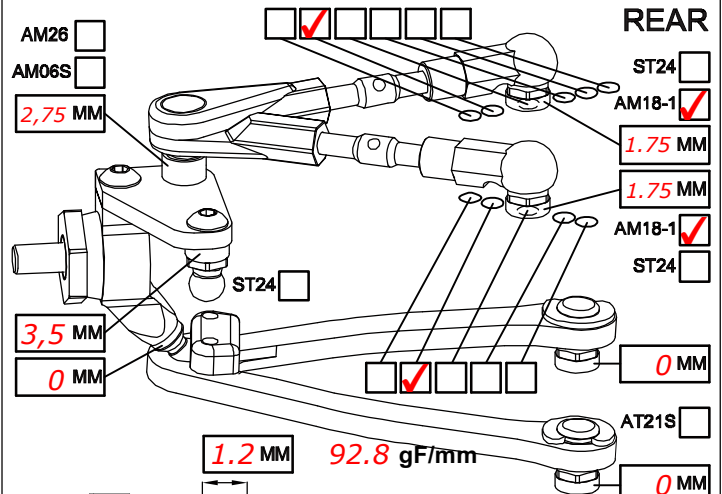


CAMBER ANGLE / ° **1,5**
 CASTER ANGLE / ° **4**
 TOE ANGLE / ° **0,5**
 RIDE HEIGHT / MM **5,0**
 DOWNSTOP / MM **5,8**
 UPSTOP / MM _____

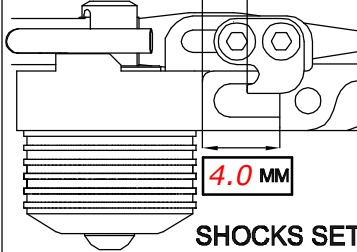


SHOCKS SET

STABILIZER Ø / MM **1,3** SPRING STD S
 LOW ARM STD DAMPER #6 #3
 STEERING ARM STD ACTION SYM. ASYM.
 WHEEL SPACER / MM _____ SRS/RHS ARR. I II
 FRONT DRIVE BALL DIFF GEAR DIFF SPOOL ONE-WAY
 DIFF SET LOOSE MEDIUM TIGHT OIL # _____
 DOGBONE DRIVE BUSHING C-DRIVE BB EVD

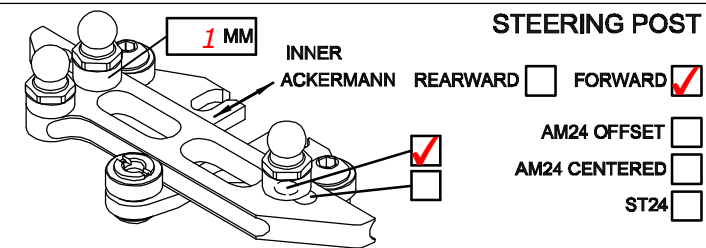
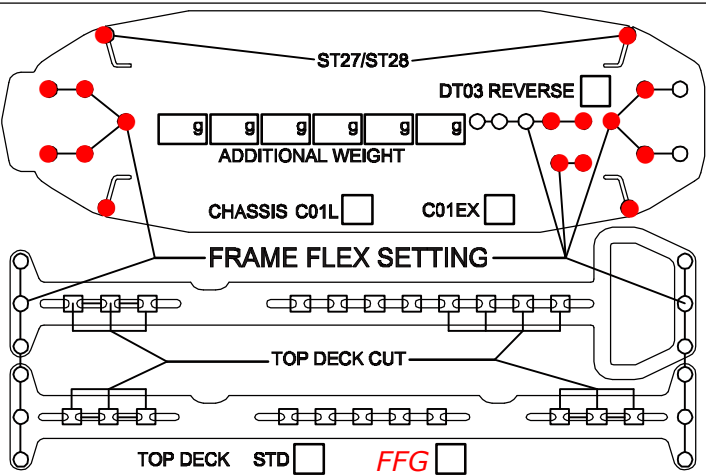


CAMBER ANGLE / ° **1,5**
 CASTER ANGLE / ° **0**
 TOE ANGLE / ° **2,5**
 RIDE HEIGHT / MM **5,2**
 DOWNSTOP / MM **4,8**
 UPSTOP / MM _____



SHOCKS SET

SPRING STD S
 DAMPER #6 #3
 ACTION SYM. ASYM.
 SRS/RHS ARR. I II
 REAR DRIVE BALL DIFF GEAR DIFF
 DIFF SET LOOSE MEDIUM TIGHT OIL # **3000**
 DOGBONE DRIVE BUSHING C-DRIVE BB EVD



STEERING POST

INNER ACKERMANN REARWARD FORWARD
 AM24 OFFSET
 AM24 CENTERED
 ST24

FL	FR	RL	RR	TIRES	FRONT	REAR
				BRAND	Ride	
				INSERTS	handout	
				WHEELS	handout	
				ADDITIVE	CS high	

MOTOR LAYOUT LONG. TRANS. MOTOR **LRP**
 SERVO LAYOUT LEFT RIGHT SERVO **Sanwa**
 ESC LAYOUT LEFT RIGHT ESC **LRP**
 BAT. LAYOUT R1 R2 F1 F2 BATTERY **LRP**
 SPUR PINION RECEIVER **Sanwa**
 FINAL DRIVE RATIO MOTOR OFFSET / MM _____
 BODY **PF Mazda6 LW** WING **std**

BEST LAPTIME **11.7** QUALIF. / FINAL POSITION **3 / 3**
 ESC SETTING **3-2-1-0-0**
 COMMENTS / IMPRESSIONS **Alu chassis, new gear diff, super glue on front tyre side wall, no topdeck**
 CONTACT _____