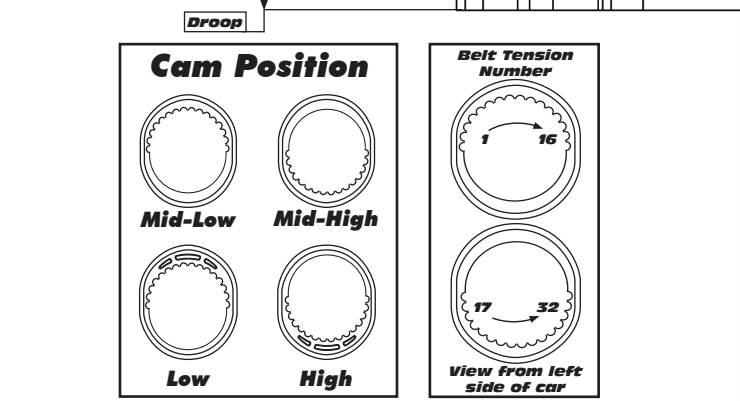
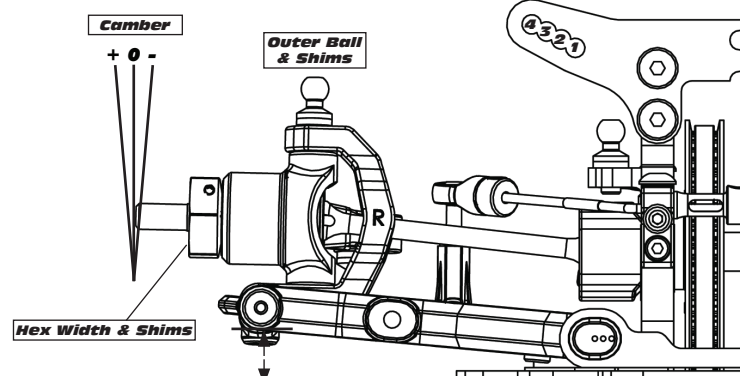


Front



**Motor** / **Gearing**

Notes: \_\_\_\_\_

Front	Alignment	Rear
5.0mm	Ride Height	5.2mm
-2 deg	Camber	-2 deg
4 deg	Caster	N/A
N/A	Rear Hub Toe	0 deg
+0.5 deg	Toe (Total)	-3 deg
5mm	Hex Width & Shims	5mm
1mm	Wheelbase	1mm
Silver + 1mm	Steering Rack Ball & Shims	N/A
B	Steering Block Position	N/A
Silver + 1mm	Steering Block Ball & Shims	N/A

Notes: \_\_\_\_\_

Suspension Geometry		
2	Shock Position	2
1	Camber Link Position	1A
Silver + 1mm	Inner Ball & Shims	Silver + 1mm
Silver + 1mm	Outer Ball & Shims	Silver + 2mm
-3 Dot	Outer Arm Mount Insert	1 Dot
0.5mm	Outer Mount Shims	0.5mm
-3 Dot	Inner Arm Mount Insert	1 Dot
0.5mm	Inner Mount Shims	0.5mm
6	Droop	5
1.4 (Blue)	Anti-Roll Bar	1.2 (White)

Notes: \_\_\_\_\_

Shocks		
37.5 wt	Oil	37.5 wt
1.1 x 3	Piston	1.1 x 3
25%	Rebound	25%
Blue	Spring	Blue

Notes: \_\_\_\_\_

Differentials		
Spool	Type	Blue
	Setting	3,000 cst
Low	Cam Position	Low
9	Belt Tension Number	8

Notes: \_\_\_\_\_

Tires		
	Type	
	Tire Diameter	
	Insert & Wheel	
	Additive & Amount	

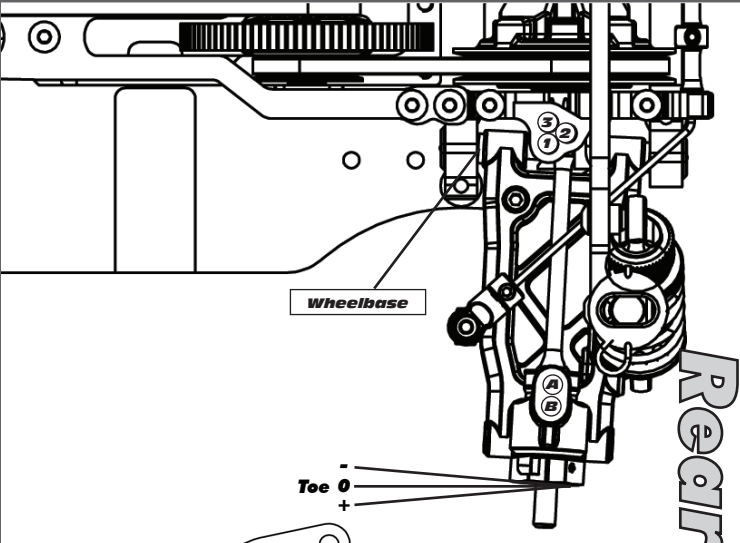
Notes: \_\_\_\_\_

**Chassis**

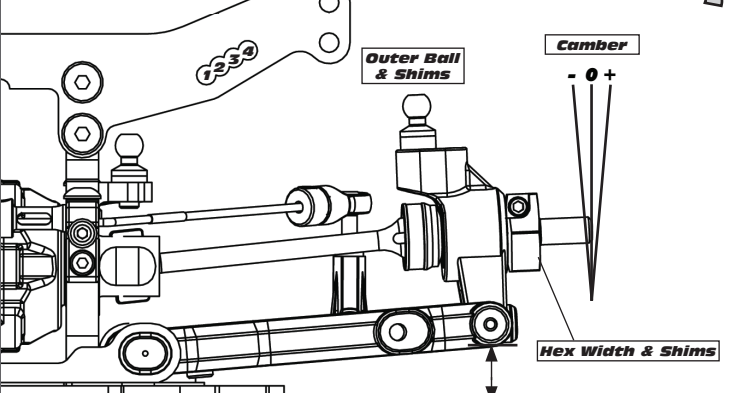
Chassis: \_\_\_\_\_

Top Plate: \_\_\_\_\_

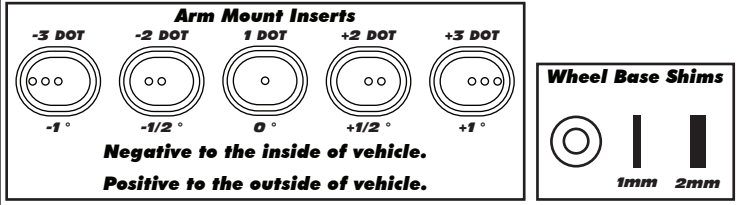
Notes: \_\_\_\_\_



Rear



Droop



**Transmitter** / **Speed Control**

Turning Circle: \_\_\_\_\_ E.S.C. Type: \_\_\_\_\_

Steering Expo: \_\_\_\_\_ E.S.C. Settings: \_\_\_\_\_

Brake E.P. : \_\_\_\_\_ Software Version: \_\_\_\_\_

Throttle Expo: \_\_\_\_\_ Notes: \_\_\_\_\_

**Battery Placement** / **Body & Wing**

Notes: \_\_\_\_\_

Notes: \_\_\_\_\_