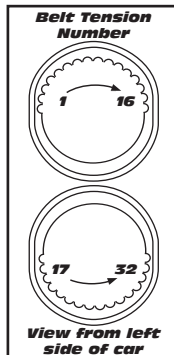
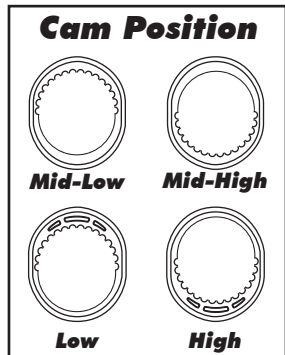
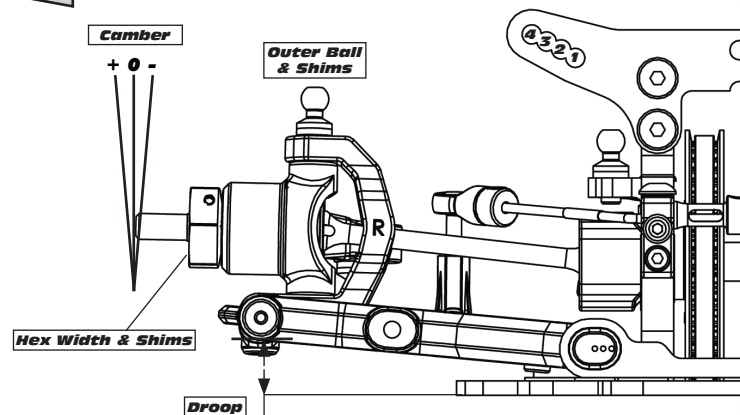
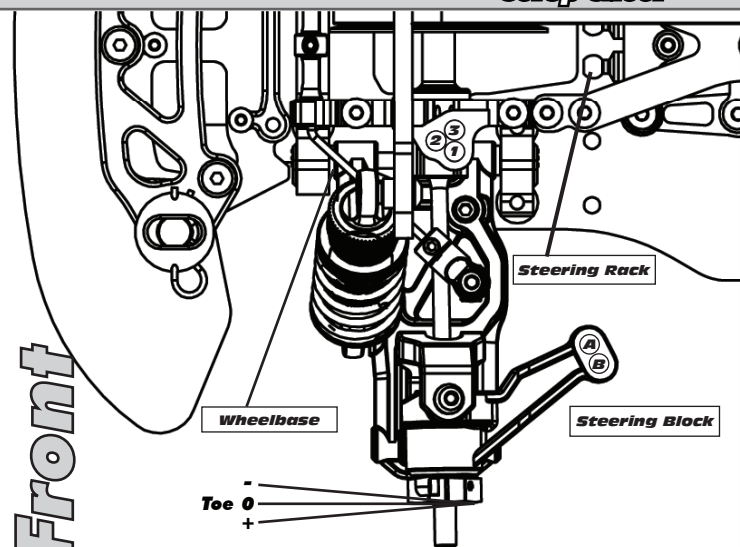


Front



Motor

Gearing

Notes:

Notes:

Front	Alignment	Rear
	Ride Height	
	Camber	
	Caster	N/A
N/A	Rear Hub Toe	
	Toe (Total)	
	Hex Width & Shims	
	Wheelbase	
	Steering Rack Ball & Shims	N/A
	Steering Block Position	N/A
	Steering Block Ball & Shims	N/A

Notes:

Suspension Geometry

	Shock Position	
	Camber Link Position	
	Inner Ball & Shims	
	Outer Ball & Shims	
	Outer Arm Mount Insert	
	Outer Mount Shims	
	Inner Arm Mount Insert	
	Inner Mount Shims	
	Drop	
	Anti-Roll Bar	

Notes:

Shocks

	Oil	
	Piston	
	Rebound	
	Spring	

Notes:

Differentials

	Type	
	Setting	
	Cam Position	
	Belt Tension Number	

Notes:

Tires

	Type	
	Tire Diameter	
	Insert & Wheel	
	Additive & Amount	

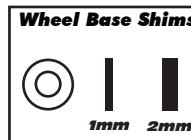
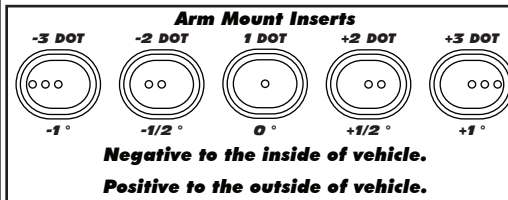
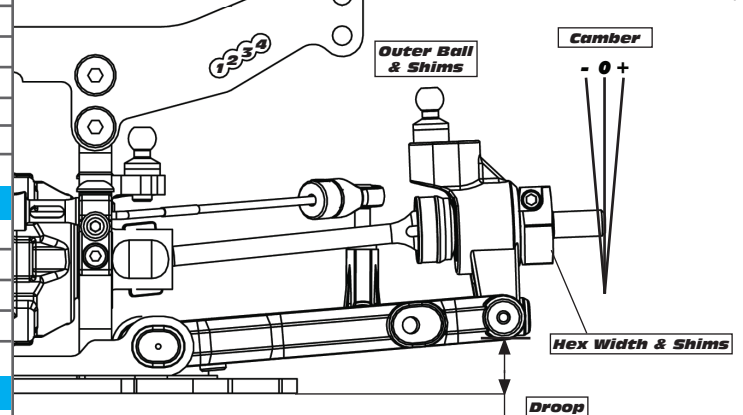
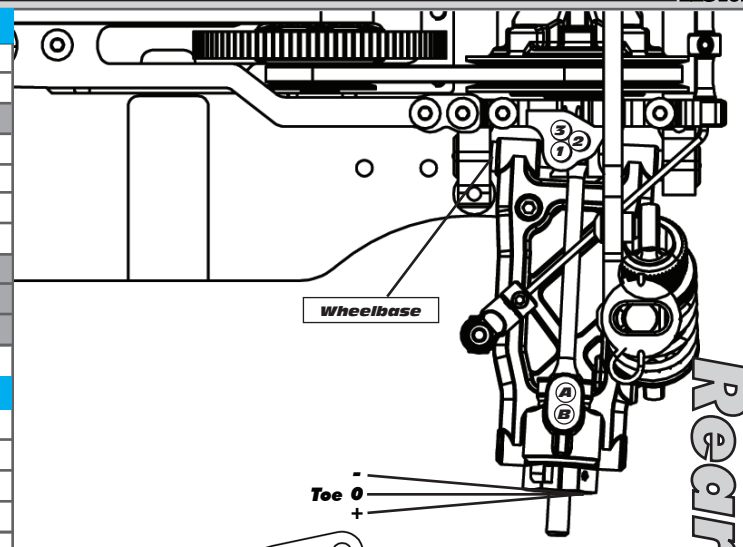
Notes:

Chassis

Chassis:

Top Plate:

Notes:



Transmitter

Turning Circle:

Steering Expo:

Brake E.P. :

Throttle Expo:

Battery Placement

Speed Control

E.S.C. Type:

E.S.C. Settings:

Software Version:

Notes:

Body & Wing

Notes:

Notes: