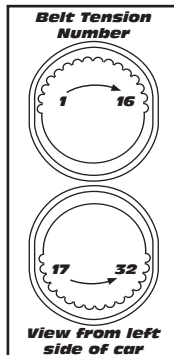
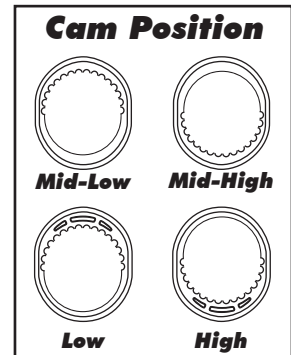
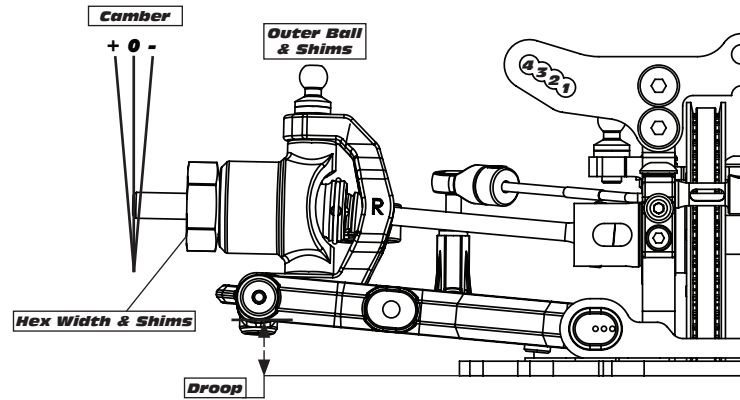
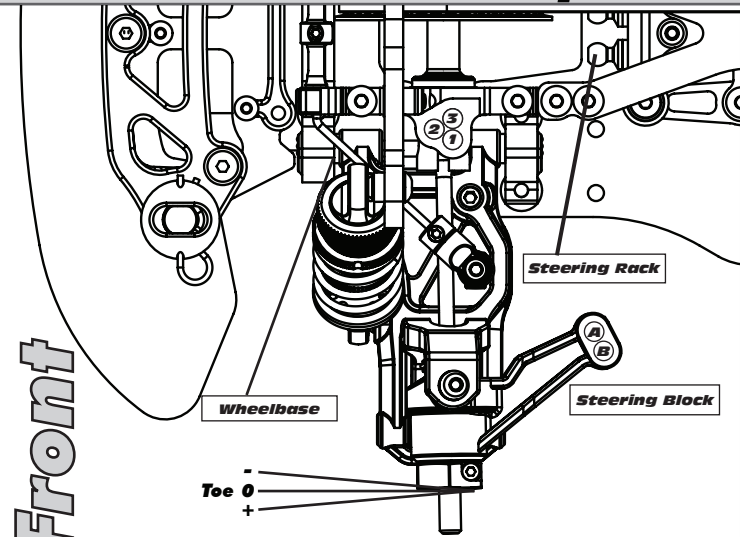


Front



Motor	Gearing
Notes:	Notes:

Front	Alignment	Rear
	Ride Height	
	Camber	
	Caster	N/A
	Toe	
	Hex Width & Shims	
	Wheelbase	
	Steering Rack Ball & Shims	N/A
	Steering Block Position	N/A
	Steering Block Ball & Shims	N/A

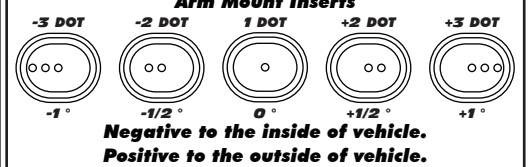
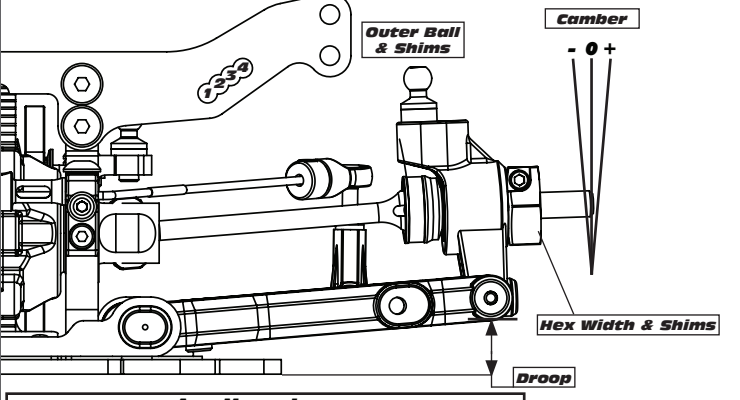
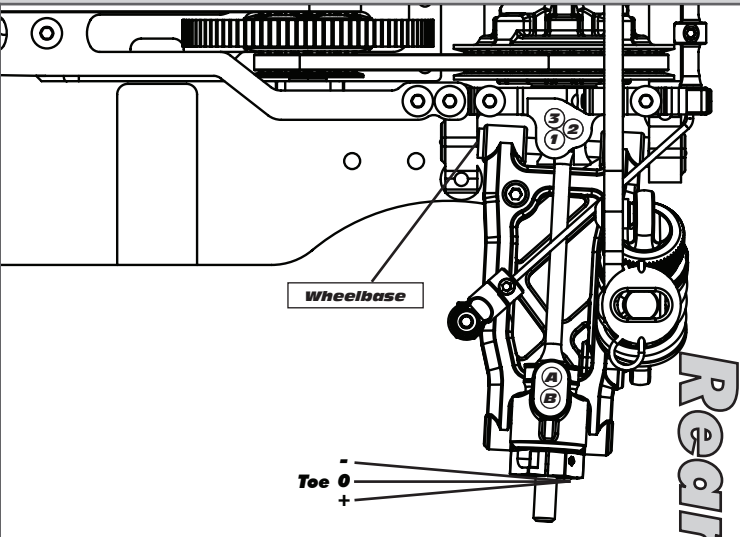
Notes:	
Suspension Geometry	
	Shock Position
	Camber Link Position
	Inner Ball & Shims
	Outer Ball & Shims
	Outer Arm Mount Insert
	Outer Mount Shims
	Inner Arm Mount Insert
	Inner Mount Shims
	Droop
	Anti-Roll Bar

Notes:	
Shocks	
	Fluid
	Piston
	Rebound
	Spring

Notes:	
Differentials	
	Type
	Fluid
	Diff Weight with Fluid
	Cam Position
	Belt Tension Number

Notes:	
Tires	
	Type
	Tire Diameter
	Insert & Wheel
	Additive & Amount

Notes:	
Chassis	
	Chassis:
	Top Plate:
	Notes:



Transmitter	Speed Control
Turning Circle:	E.S.C. Type:
Steering Expo:	E.S.C. Settings:
Brake E.P. :	Software Version:
Throttle Expo:	Notes:
Battery	Body & Wing
Battery Weight:	
Battery Position:	
Notes:	Notes: