

:: Driver: _____ **:: Date:** _____
:: Track: _____
:: Event: _____

Setup Sheet for Team Associated's 12R5

Rev. 1

:: Front Suspension

Kingpin Lube: _____

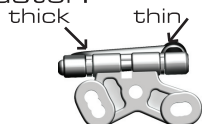
Springs: _____

Upper Arm Mounts: ☐ 0° ☐ 5° ☐ 10°

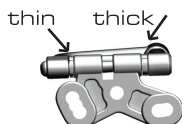
Camber: _____ Axle Spacers: _____

Bump Steer Spacers: _____

Caster:



☐ 1.80°



☐ 3.25°



☐ 6.15°

Ride Height: _____

Notes: _____

:: Rear Suspension

Side Spring: _____

T-Plate: _____

Ride Height Adjuster: _____

Ride Height: _____

Side Shock

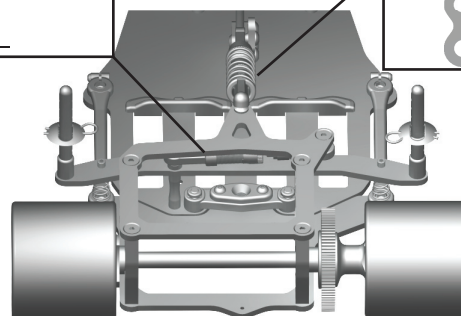
Oil: _____

Center Shock

Oil: _____

Spring: _____

Position: _____



Notes: _____

:: Front Tires

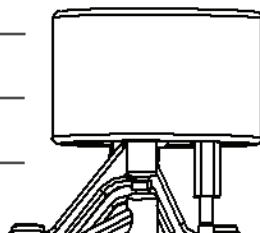
Tire: _____

Diameter: _____

Wheel Type: _____

Additive: _____

Notes: _____



:: Rear Tires

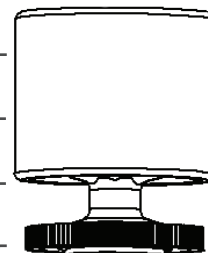
Tire: _____

Diameter: _____

Wheel Type: _____

Additive: _____

Notes: _____



:: Body

Body Type and Make: _____

Notes: _____

:: Track Info

smooth: ☐ bumpy: ☐

traction: ☐ high ☐ med. ☐ low

Notes: _____

:: Motor/Battery

Motor: _____

Brush: _____ Spring: _____

Timing: _____ Gear: _____/_____

Battery: _____

Battery Position: _____

☐ Front ☐ Back

:: Speed Control

S.C.: _____

S.C. Settings: _____

:: Transmitter

Turning Circle: _____

Steering Expo: _____

Brake E.P.: _____

Throttle Expo: _____

Notes: _____