

:: Driver: _____ **:: Date:** _____
:: Track: _____
:: Event: _____

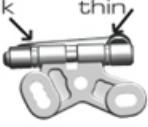
Setup Sheet for Team Associated's 12R5

Reset Fields **Rev. 1**

:: Front Suspension

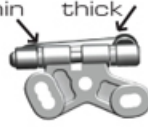
Kingpin Lube: _____
 Springs: _____
 Upper Arm Mounts: 0° 5° 10°
 Camber: _____
 Caster:

thick thin




1.80°

thin thick



3.25°

thick and thin




6.15°

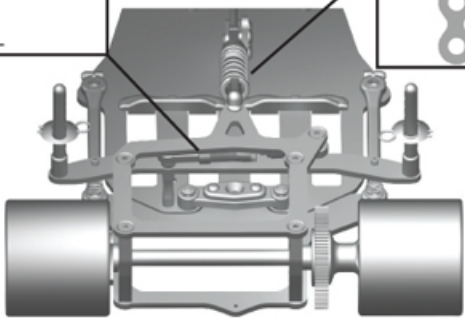
Ride Height: _____
 Notes: _____

:: Rear Suspension

Side Spring: _____
 T-Plate: _____
 Ride Height Adjuster: _____
 Ride Height: _____

Center Shock
 Oil: _____
 Spring: _____
 Position: 

Side Shock
 Oil: _____



Notes: _____

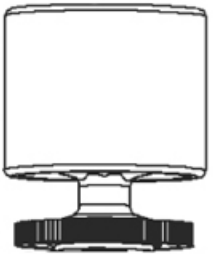
:: Front Tires

Tire: _____
 Diameter: _____
 Wheel Type: _____
 Additive: _____
 Notes: _____



:: Rear Tires

Tire: _____
 Diameter: _____
 Wheel Type: _____
 Additive: _____
 Notes: _____



:: Body

Body Type and Make: _____
 Notes: _____

:: Motor/Battery

Motor: _____
 Brush: _____ Spring: _____
 Timing: _____ Gear: _____/
 Battery: _____
 Battery Position:
 Front Back

:: Transmitter

Turning Circle: _____
 Steering Expo: _____
 Brake E.P. : _____
 Throttle Expo: _____
 Notes: _____

:: Track Info

smooth: bumpy:
 traction: high med. low
 Notes: _____

:: Speed Control

S.C. : _____
 S.C. Settings: _____