

:: Driver: _____ **:: Date:** _____
:: Track: _____
:: Event: _____

Setup Sheet for Team Associated's 12R5.1

Rev. 1

:: Front Suspension

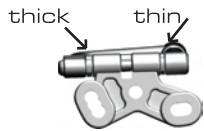
Kingpin Lube: _____

Springs: _____

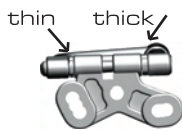
Upper Arm Mounts: 0° ☐ 5° ☐ 10° ☐

Camber: _____

Caster:



1.80° ☐



3.25° ☐



6.15° ☐

Ride Height: _____

Notes: _____

:: Front Tires

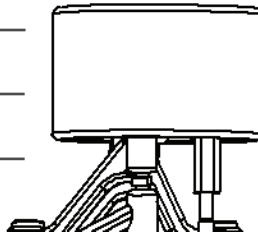
Tire: _____

Diameter: _____

Wheel Type: _____

Additive: _____

Notes: _____



:: Rear Suspension

Side Spring: _____

T-Plate: _____

Ride Height Adjuster: _____

Ride Height: _____

Side Shock

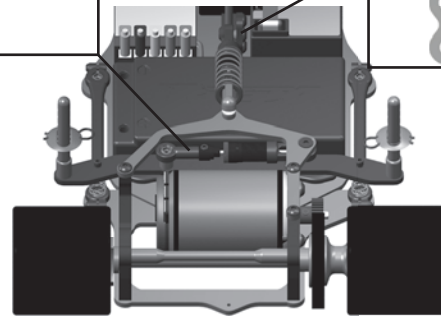
Oil: _____

Center Shock

Oil: _____

Spring: _____

Position:



Notes: _____

:: Rear Tires

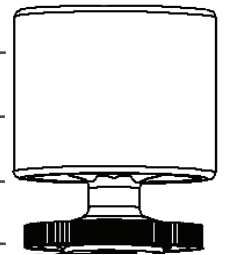
Tire: _____

Diameter: _____

Wheel Type: _____

Additive: _____

Notes: _____



:: Body

Body Type and Make: _____

Notes: _____

:: Track Info

smooth: ☐ bumpy: ☐

traction: high ☐ med. ☐ low ☐

Notes: _____

:: Motor/Battery

Motor: _____

Brush: _____ Spring: _____

Timing: _____ Gear: _____/_____

Battery: _____

Battery Position:

Front ☐ Back ☐

:: Speed Control

S.C.: _____

S.C. Settings: _____

:: Transmitter

Turning Circle: _____

Steering Expo: _____

Brake E.P.: _____

Throttle Expo: _____

Notes: _____