

# 12R5.1

**:: Driver:** \_\_\_\_\_ **:: Date:** \_\_\_\_\_  
**:: Track:** \_\_\_\_\_  
**:: Event:** \_\_\_\_\_

## Setup Sheet for Team Associated's 12R5.1

### :: Front Suspension

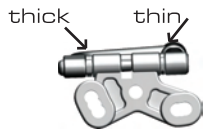
Kingpin Lube: \_\_\_\_\_

Springs: \_\_\_\_\_

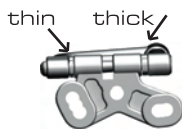
Upper Arm Mounts:  0°  5°  10°

Camber: \_\_\_\_\_

Caster:



1.80°



3.25°



6.15°

Ride Height: \_\_\_\_\_

Notes: \_\_\_\_\_

### :: Rear Suspension

Side Spring: \_\_\_\_\_

T-Plate: \_\_\_\_\_

Ride Height Adjuster: \_\_\_\_\_

Ride Height: \_\_\_\_\_

Side Shock

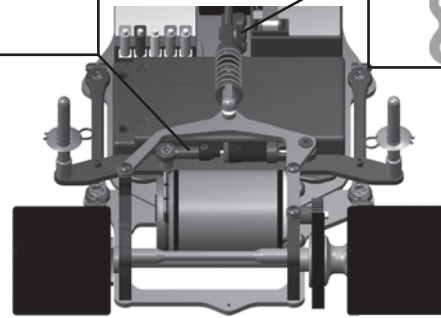
Oil: \_\_\_\_\_

Center Shock

Oil: \_\_\_\_\_

Spring: \_\_\_\_\_

Position:



Notes: \_\_\_\_\_

### :: Front Tires

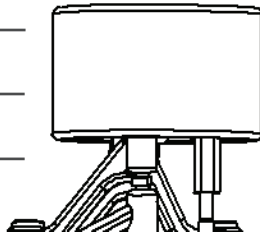
Tire: \_\_\_\_\_

Diameter: \_\_\_\_\_

Wheel Type: \_\_\_\_\_

Additive: \_\_\_\_\_

Notes: \_\_\_\_\_



### :: Rear Tires

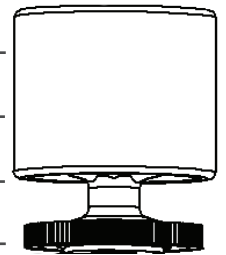
Tire: \_\_\_\_\_

Diameter: \_\_\_\_\_

Wheel Type: \_\_\_\_\_

Additive: \_\_\_\_\_

Notes: \_\_\_\_\_



### :: Body

Body Type and Make: \_\_\_\_\_

Notes: \_\_\_\_\_

### :: Track Info

smooth:  bumpy:

traction:  high  med.  low

Notes: \_\_\_\_\_

### :: Motor/Battery

Motor: \_\_\_\_\_

Brush: \_\_\_\_\_ Spring: \_\_\_\_\_

Timing: \_\_\_\_\_ Gear: \_\_\_\_\_/\_\_\_\_\_

Battery: \_\_\_\_\_

Battery Position:

Front  Back

### :: Speed Control

S.C. : \_\_\_\_\_

S.C. Settings: \_\_\_\_\_

### :: Transmitter

Turning Circle: \_\_\_\_\_

Steering Expo: \_\_\_\_\_

Brake E.P. : \_\_\_\_\_

Throttle Expo: \_\_\_\_\_

Notes: \_\_\_\_\_