

Front	Alignment	Rear
5.5	Ride Height	5.5
1.5	Camber	1.5
4	Caster	N/A
N/A	Rear Hub Toe	3 DEG
0	Toe (Total)	3 DEG
0	Hex Spacing	0
3	Wheelbase	3
1	Steering Link	N/A
A	Bumpsteer	N/A

Notes: WISHBONES, CASTER BLOCKS, HUBS ALL HARD

Suspension Geometry

1B	Shock Position	2B
3	Camber Link Position	3A
	Outer Ball & Shims	2MM
1B	FWD Arm Mount	1B
0	FWD Mount Shims	0
1B	RWD Arm Mount	1B
0	RWD Mount Shims	3.2
6.5	Droop	6
SILVER	Anti-Roll Bar	SILVER

Notes:

Shocks

50	Oil	50
	Piston	
FULL	Rebound	FULL
HARA PINK	Spring	HPI SILVER

Notes:

Differentials

ALLOY	Type	ALLOY
TIGHT	Setting	TIGHT
B	Cam Holder	B
3	Belt Tension Number	13

Notes: BELTS SOAKED IN WD40

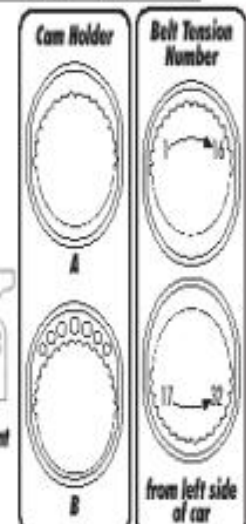
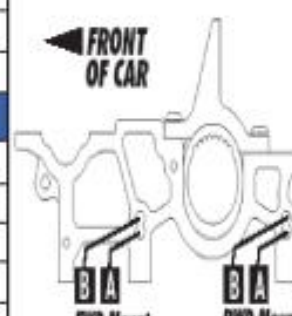
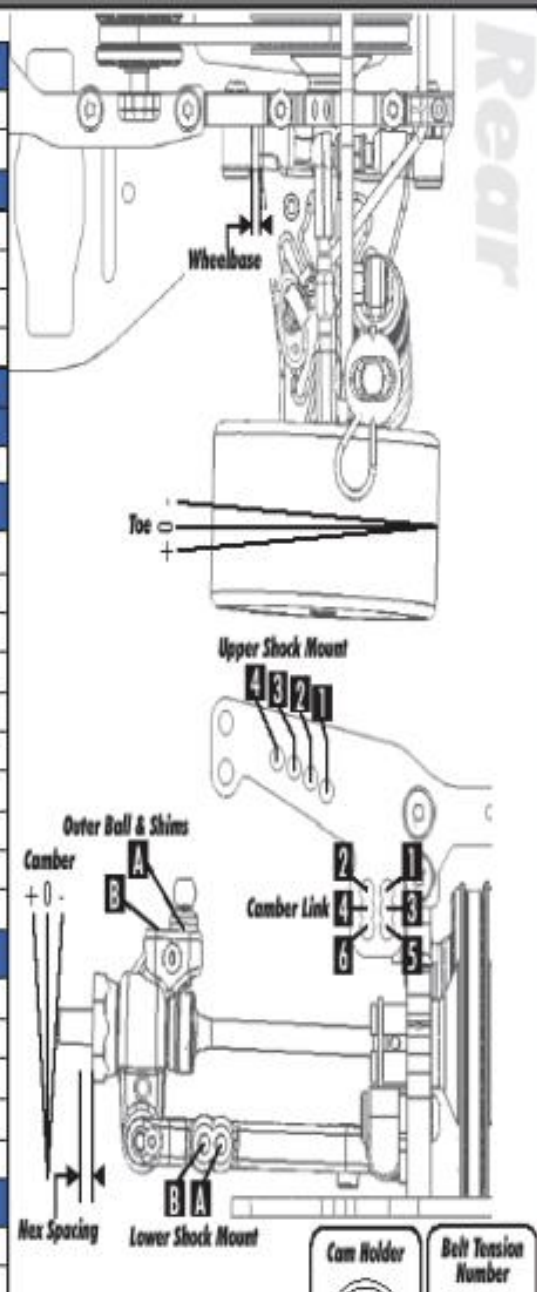
Tires

RP30	Tire	RP30
	Tire Diameter	
	Insert & Wheel	
LFP 2 FULL	Additive & Amount	LFP 2 FUL

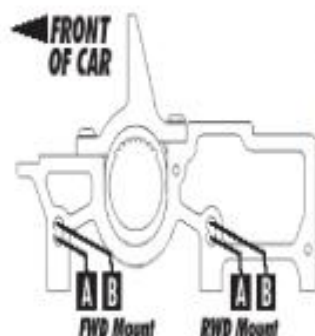
Notes: WARNED AT 60 DEG FOR 20 MINS

Chassis

Chassis:	RUBBER
Top Plate:	RUBBER
Notes:	



Transmitter	
Turning Circle:	
Steering Expo:	-5
Brake E.P.:	
Throttle Expo:	0
Speed Control	
S.C. Type:	LFP BRUSHLESS
S.C. Settings:	2.622



Motor	Gear	Notes
NOVAR 10.5	108 / 36	1MM ADVANCED TRING

Body & Wing	Battery
PROTCFORM MAZDA SPEED 6	SMC 6 CELL