

Front	Alignment	Rear
5.5	Ride Height	5.5
1.5	Camber	1.5
4	Caster	N/A
N/A	Rear Hub Toe	0
0	Toe (Total)	3.5
0	Hex Spacing	0.5mm
2	Wheelbase	2
2B	Steering Link	N/A
0	Bumpsteer	N/A

Notes: Hard caster blocks

Suspension Geometry

1B	Shock Position	2B
3	Camber Link Position	3A
1A	Outer Ball & Shims	black 2mm
3A	FWD Arm Mount	3A
0	FWD Mount Shims	0
3A	RWD Arm Mount	2A
0	RWD Mount Shims	2.6
6.5	Drop	6
SILVER	Anti-Roll Bar	GOLD

Notes: 2.6MM GIVES 3.5 TOE SMACK OFF!

Shocks

50	Oil	50
#2	Piston	#2
100%	Rebound	100%
HPI Pink	Spring	HPI Silver

Notes: Much more oil

Differentials

spool (one piece)	Type	alloy
N/A	Setting	No slip
b	Cam Holder	b
32	Belt Tension Number	7

Notes: Bombar front belt

Tires

sorex 32r	Tire	sorex 32r
N/A	Tire Diameter	N/A
N/A	Insert & Wheel	N/A
tweak 20 mins	Additive & Amount	tweak 20mins

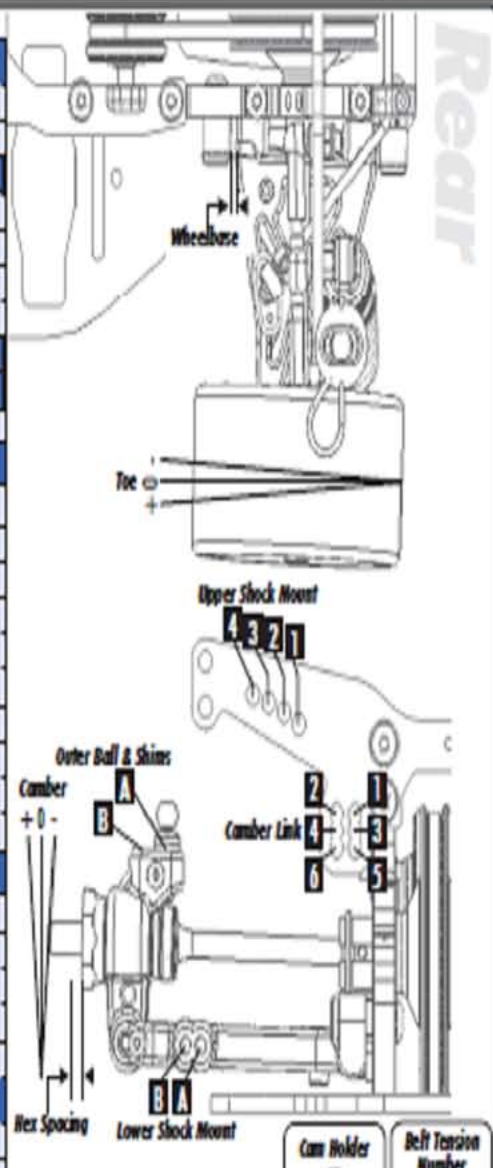
Notes: clean with FX2

Chassis

Chassis: Soft 2mm

Top Plate: Soft

Notes:

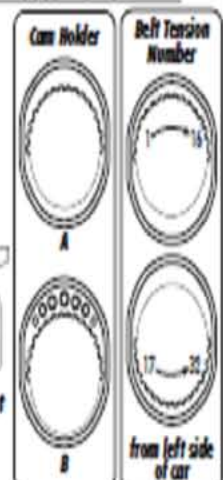
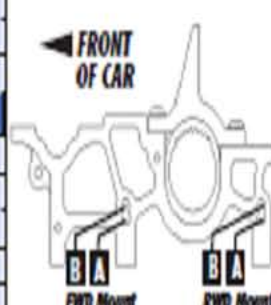
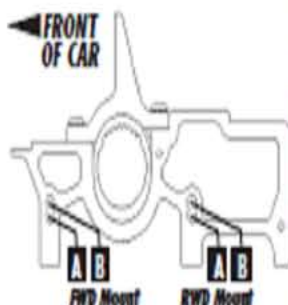


Transmitter

Turning Circle:
 Steering Expo:
 Brake E.P.:
 Throttle Expo:

Speed Control

S.C. Type:
 S.C. Settings:



Motor	Gear	Notes
35	30 / 116	7.7 overall

Body & Wing	Battery
mazdaspeed 6 lightweight (regular wing)	4600