

## Front Suspension

Ride Height: \_\_\_\_\_ Camber: \_\_\_\_\_  
Droop: \_\_\_\_\_ Toe: \_\_\_\_\_

## Front Arms

**Upper Kingpin Shims**  
\_\_\_\_\_

**Lower Kingpin Shims**  
\_\_\_\_\_

**Steering Block Type**  
☐ Offset ☐ Inline

**Axle Shims**  
\_\_\_\_\_

**Upper Arm Mount Spacer**  
\_\_\_\_\_

**Lower Arm Spacer**  
\_\_\_\_\_

**Spring:** \_\_\_\_\_  
**Lube:** \_\_\_\_\_

**Front End Width**  
☐ Narrow ☐ Wide

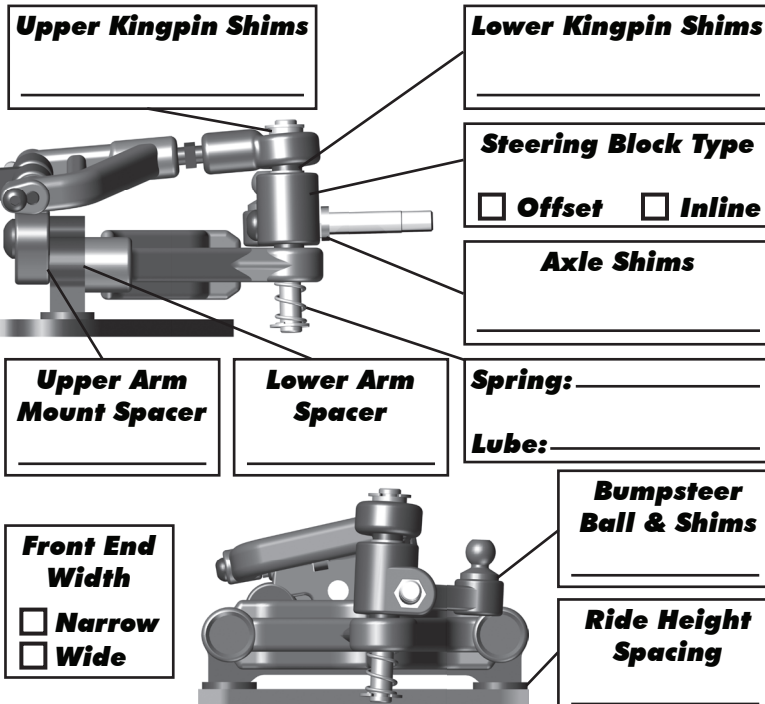
**Wheel Base**  
☐ Short ☐ Mid ☐ Long

**FR Shim** **RR Shim**

<input type="checkbox"/> 1.80° Thick	<input type="checkbox"/> Thin
<input type="checkbox"/> 3.25° Thin	<input type="checkbox"/> Thick
<input type="checkbox"/> 6.15° -----	<input type="checkbox"/> Thick, Thin

**Bumpsteer Ball & Shims**  
\_\_\_\_\_

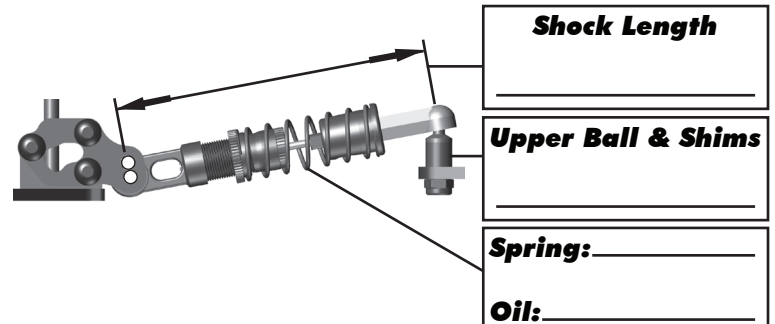
**Ride Height Spacing**  
\_\_\_\_\_



## Rear Suspension

Ride Height: \_\_\_\_\_ Droop: \_\_\_\_\_  
Ride Height Adjuster: \_\_\_\_\_ Axle Width: \_\_\_\_\_

## Center Shock

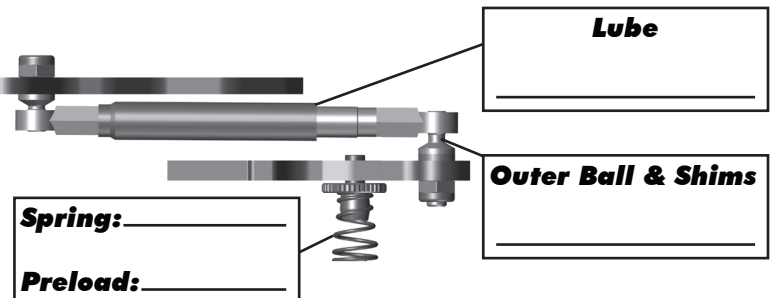


**Shock Length**  
\_\_\_\_\_

**Upper Ball & Shims**  
\_\_\_\_\_

**Spring:** \_\_\_\_\_  
**Oil:** \_\_\_\_\_

## Damper Tubes & Side Springs

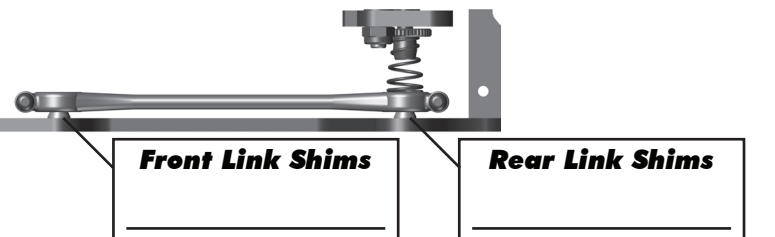


**Lube**  
\_\_\_\_\_

**Outer Ball & Shims**  
\_\_\_\_\_

**Spring:** \_\_\_\_\_  
**Preload:** \_\_\_\_\_

## Rear Pod Links



**Front Link Shims**  
\_\_\_\_\_

**Rear Link Shims**  
\_\_\_\_\_

## Front Tires

Tire: \_\_\_\_\_  
Diameter: \_\_\_\_\_  
Additive Type: \_\_\_\_\_  
Additive Amount: \_\_\_\_\_  
Additive Time: \_\_\_\_\_

## Rear Tires

Tire: \_\_\_\_\_  
Diameter: \_\_\_\_\_  
Additive Type: \_\_\_\_\_  
Additive Amount: \_\_\_\_\_  
Additive Time: \_\_\_\_\_

LF	RF

LR	RR

## Body

Body Type: \_\_\_\_\_  
Notes: \_\_\_\_\_

## Race and Vehicle Comments

Qualify: \_\_\_\_\_ Main: \_\_\_\_\_ Finish: \_\_\_\_\_ TQ: \_\_\_\_\_  
Comments: \_\_\_\_\_

## Motor/Battery

Motor: \_\_\_\_\_  
Timing: \_\_\_\_\_ Gearing: \_\_\_\_\_ / \_\_\_\_\_  
Rollout: \_\_\_\_\_  
Battery: \_\_\_\_\_  
Battery Position: FWD ☐ MID ☐ BACK ☐

## Radio

Radio: \_\_\_\_\_  
Turning Circle: \_\_\_\_\_  
Steering Expo: \_\_\_\_\_  
Brake E.P.: \_\_\_\_\_  
Throttle Expo: \_\_\_\_\_

## Speed Control

S.C. Type: \_\_\_\_\_  
S.C. Settings: \_\_\_\_\_  
S.C. Software: \_\_\_\_\_  
Notes: \_\_\_\_\_

## Track Info

Traction: High ☐ Medium ☐ Low ☐  
Surface: Carpet ☐ Asphalt ☐ Bumpy ☐  
Other: \_\_\_\_\_