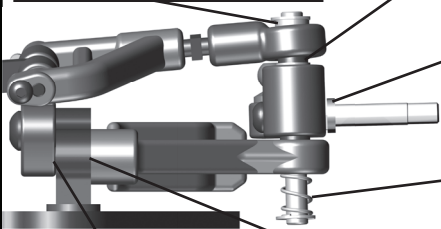


Front Suspension


Ride Height: _____ **Camber:** _____
Drop: _____ **Toe:** _____

Front Arms

Upper Kingpin Shims _____
Lower Kingpin Shims _____
Axle Shims _____
Spring: _____
Lube: _____

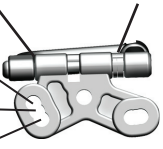


Upper Arm Mount Spacer _____
Lower Arm Spacer _____



Bumpsteer Ball & Shims _____
Ride Height Spacing _____


FR Shim	RR Shim	Front Shim	Rear Shim
<input type="checkbox"/> 1.80° Thick	<input type="checkbox"/> Thin	<input type="checkbox"/> 10°	<input type="checkbox"/> _____
<input type="checkbox"/> 3.25° Thin	<input type="checkbox"/> Thick	<input type="checkbox"/> 5°	<input type="checkbox"/> _____
<input type="checkbox"/> 6.15° -----	<input type="checkbox"/> Thick, Thin	<input type="checkbox"/> 0°	<input type="checkbox"/> _____


Rear Suspension

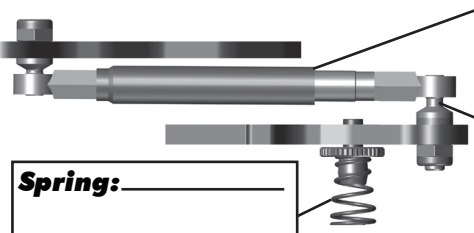
Ride Height: _____ **Drop:** _____
Ride Height Adjuster: _____ **Axle Width:** _____

Center Shock

Shock Length _____
Upper Ball & Shims _____
Spring: _____
Oil: _____


Damper Tubes & Side Springs

Lube _____
Outer Ball & Shims _____
Spring: _____
Preload: _____


Rear Pod Links

Front Link Shims _____
Rear Link Shims _____


Front Tires

Tire: _____
Diameter: _____
Additive Type: _____
Additive Amount: _____
Additive Time: _____

LF	RF
----	----

Rear Tires

Tire: _____
Diameter: _____
Additive Type: _____
Additive Amount: _____
Additive Time: _____

LR	RR
----	----

Motor/Battery

Motor: _____
Timing: _____ **Gearing:** _____ / _____
Rollout: _____
Battery: _____
Battery Position: FWD MID BACK

Radio

Radio: _____
Turning Circle: _____
Steering Expo: _____
Brake E.P.: _____
Throttle Expo: _____

Speed Control

S.C. Type: _____
S.C. Settings: _____
S.C. Software: _____
Notes: _____

Body

Body Type: _____
Notes: _____

Race and Vehicle Comments

Qualify: _____ **Main:** _____ **Finish:** _____ **TQ:** _____
Comments: _____

Track Info

Traction: High Medium Low
Surface: Carpet Asphalt
 Smooth Bumpy
Other: _____