

## SETUP SHEET

For the RC10L2, RC10L20 Kits

Driver: Michel Berty

Track: \_\_\_\_\_

Date/Event: Starting point

### FRONT SUSPENSION


Notes \_\_\_\_\_

Upper Arm Mount:



Caster Shim Position:

Rear  Centered  Front  Other \_\_\_\_\_



Front Ride Height Spacers: \_\_\_\_\_

Steering Block:  Standard  Inline

Camber - Left: \_\_\_\_\_° Right: \_\_\_\_\_°

Toe-In: \_\_\_\_\_° Toe-Out: \_\_\_\_\_°

### FRONT SPRINGS

Springs:  .018  .020  .022  .024  Other: \_\_\_\_\_

Kingpin:  Standard  Other: \_\_\_\_\_

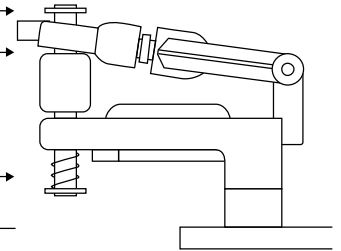
Label Drawing for Shim Position, Quantity and Thickness

shim qty, thickness: \_\_\_\_\_

shim qty, thickness: \_\_\_\_\_

shim qty, thickness: \_\_\_\_\_

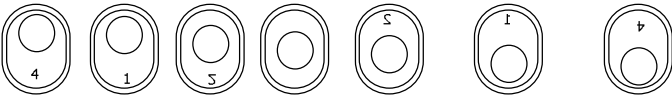
Notes: \_\_\_\_\_



### REAR SUSPENSION

Axle Height Adjuster:

4-up  1-up  2-up  #3  2-down  1-down  4-down



T-Bar Thickness:  .075"  Other: \_\_\_\_\_

Damper Lube:  Yes  No Type: \_\_\_\_\_

Damper Tube Springs:  Standard  Other: \_\_\_\_\_

### SHOCK

Body:  Standard  Other: \_\_\_\_\_

Oil: \_\_\_\_\_ wt.

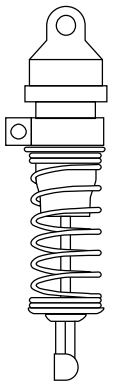
Spring: \_\_\_\_\_

Limiters - Inside: \_\_\_\_\_

Outside: \_\_\_\_\_

Piston: \_\_\_\_\_

Notes: \_\_\_\_\_



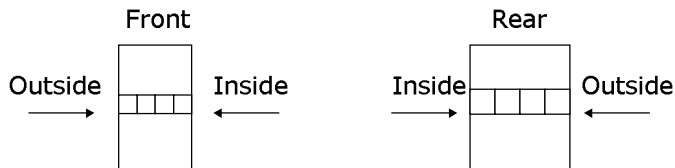
### OTHER

Wheels & Tires	Front	Rear
Tire Type		
Tire Diameter		
Stagger		
Car Width		
Wheels		

Rear Axle:  Standard  Other: \_\_\_\_\_

Tire Treatment Type: \_\_\_\_\_

Shade in Amount of Tire Treatment (in 1/4 increments):



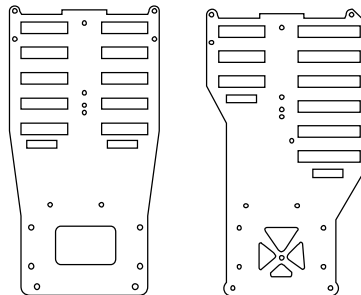
Chassis:  Standard  Other: \_\_\_\_\_

Car Body: \_\_\_\_\_ Wing/Spoiler: \_\_\_\_\_

Motor: \_\_\_\_\_ Gearing: \_\_\_\_\_ t/ \_\_\_\_\_ t/

Battery: \_\_\_\_\_

Indicate Battery Placement:



Notes: \_\_\_\_\_

### GENERAL

Track Description: \_\_\_\_\_

Race Comments: \_\_\_\_\_

Car Comments: \_\_\_\_\_