

RACE

TRACK

NAME

CITY / COUNTRY

DATE

TEMPERATURE	AIR	TRACK	
QUALIFYING POSITION	BEST LAP TIME SEC	FINAL POSITION	RACE LENGTH MIN
TRACK CONDITION	<input type="checkbox"/> TECHNICAL	<input type="checkbox"/> MIXED	<input type="checkbox"/> FAST
TRACTION	<input type="checkbox"/> LOW	<input type="checkbox"/> MEDIUM	<input type="checkbox"/> HIGH

GEAR RATIO CHART

Spur	Spur 1st	Spur 2nd
Pinion	60 61 62	56 57 58
1st	<input type="checkbox"/> 17T <input type="checkbox"/> 18T <input type="checkbox"/> 19T	<input type="checkbox"/> <input type="checkbox"/> <input type="checkbox"/>
2nd	<input type="checkbox"/> 22T <input type="checkbox"/> 23T <input type="checkbox"/> 24T	<input type="checkbox"/> <input type="checkbox"/> <input type="checkbox"/>

SHOCK

Front: OIL 1 HOLE 2 HOLE CST SPRING

Rear: OIL 1 HOLE 2 HOLE CST SPRING

SHOCK PISTON: 1 HOLE 2 HOLE

HOLE SIZE: F mm, R mm

TIRE

Front Left: °, mm

Front Right: °, mm

Rear Left: °, mm

Rear Right: °, mm

Tire Shore:

Tire Ø: mm

Tire Additive:

BODY

Bumper: Standard Cut

BODY MOUNT DISTANCE: mm

BODY: mm, WING: mm

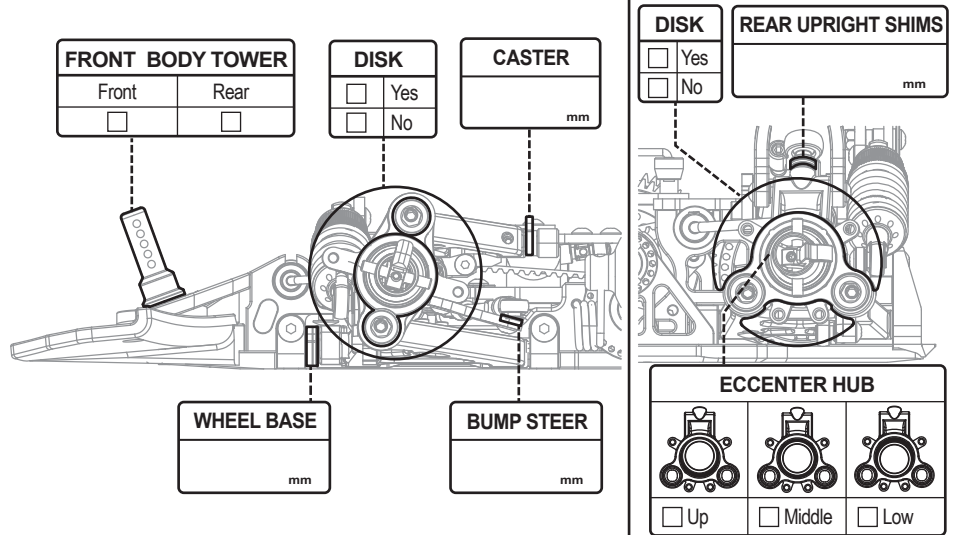
ENGINE

Engine	Pipe
Plug	Carb Dia <input type="text"/> mm
Fuel	Head Shims <input type="text"/> mm

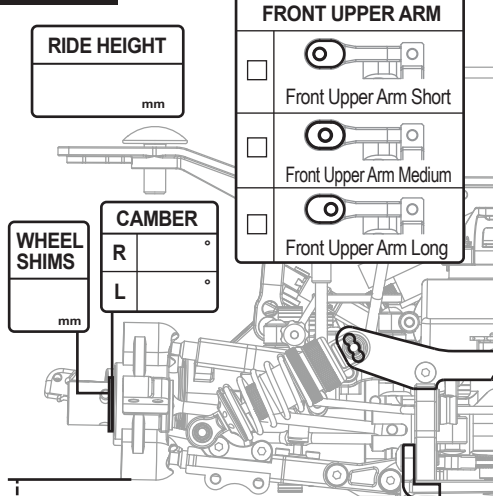
CLUTCH

Clutch Bell	Clutch Shoes
Spring Load <input type="text"/> mm	Bell Clearance <input type="text"/> mm

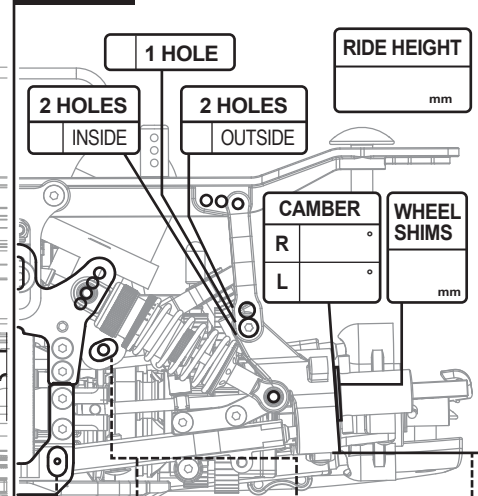
NOTE



FRONT



REAR



DOWN STOP: mm

+0mm R801021 +2mm R801022

REAR ROLL CENTER:

I-TYPE:

REAR UPPER LINK:

DOWN STOP: mm

