

RACE

TRACK NAME

CITY / COUNTRY

DATE

TEMPERATURE	AIR	TRACK
QUALIFYING POSITION	BEST LAP TIME SEC	FINAL POSITION
TRACK CONDITION		RACE LENGTH MIN
<input type="checkbox"/> TECHNICAL	<input type="checkbox"/> CARPET	<input type="checkbox"/> ASPHALT
<input type="checkbox"/> LOW	<input type="checkbox"/> MIXED	<input type="checkbox"/> FAST
<input type="checkbox"/> MEDIUM	<input type="checkbox"/> HIGH	

TRANSMISSION

GEAR DIFF CST Number of Gears 2 4

SPOOL

PINION T SPUR GEAR T

FINAL DRIVE RATIO FDR 2.11

SHOCK PDS CYLINDER

FRONT+PDS REAR+PDS

FRONT	REAR
<input type="text"/> CST	<input type="text"/> OIL <input type="text"/> CST
<input type="text"/> mm	<input type="text"/> SPRING <input type="text"/> mm
<input type="text"/> %	<input type="text"/> HOLES / DIAMETER <input type="text"/> mm
<input type="text"/> %	<input type="text"/> REBOUND <input type="text"/> %

ANTI-ROLL BAR

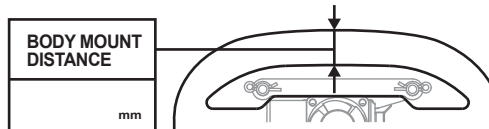
FRONT mm REAR mm

TIRES

ADDITIVE TIMING

ADDITIVE

FL FR RL RR TREATED AREA



BODY WING

STEER BLOCK SHIMS

STEER BLOCK SETUP

0 0.5 1.0 1.0 0.5 0

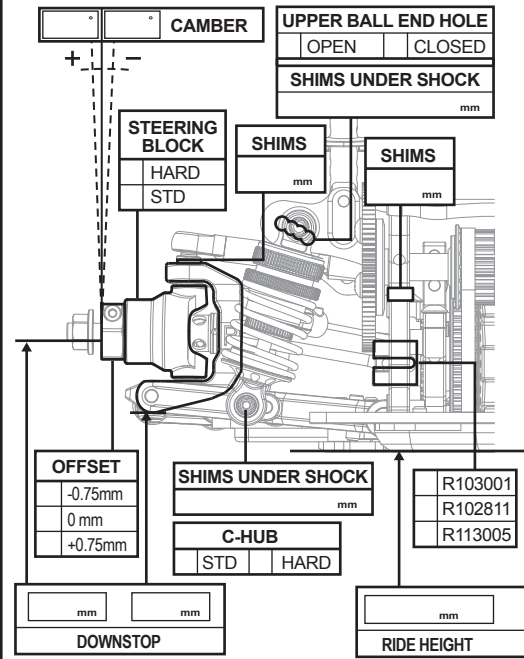
mm

R118041

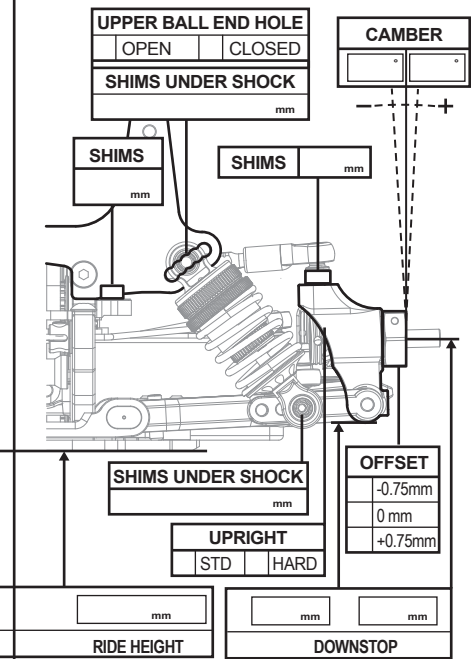
BUMP STEER SHIMS mm

NOTE

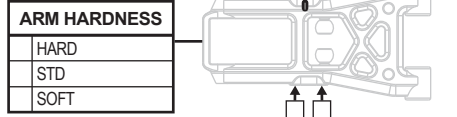
FRONT



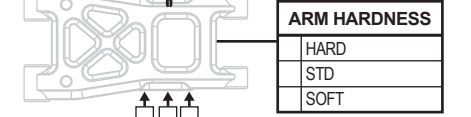
REAR



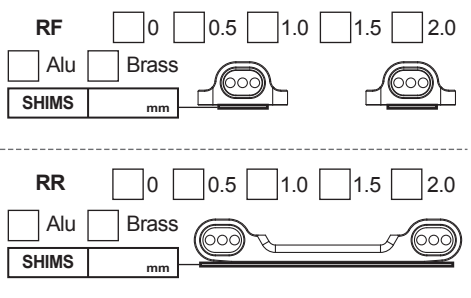
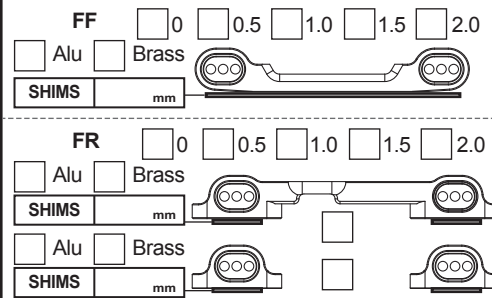
Front Shock Position



Rear Shock Position



SUSPENSION INSERT CHART



BATTERY ALEGNMENT

