

RACE

TRACK NAME

CITY / COUNTRY

DATE

TEMPERATURE	AIR	TRACK
QUALIFYING POSITION	BEST LAP TIME SEC	FINAL POSITION
TRACK CONDITION		RACE LENGTH MIN
<input type="checkbox"/> TECHNICAL	<input type="checkbox"/> CARPET	<input type="checkbox"/> ASPHALT
<input type="checkbox"/> LOW	<input type="checkbox"/> MIXED	<input type="checkbox"/> FAST
TRACTION <input type="checkbox"/> MEDIUM <input type="checkbox"/> HIGH		

TRANSMISSION

GEAR DIFF CST Number of Gears 2 4

SPOOL

PINION T SPUR GEAR T

FINAL DRIVE RATIO FDR 2.11

SHOCK PDS CYLINDER

FRONT+PDS REAR+PDS

FRONT	REAR
<input type="text"/> CST	<input type="text"/> OIL <input type="text"/> CST
<input type="text"/> mm	SPRING <input type="text"/>
<input type="text"/> %	HOLES / DIAMETER <input type="text"/> mm
<input type="text"/> %	REBOUND <input type="text"/> %

ANTI-ROLL BAR

FRONT mm REAR mm

TIRES

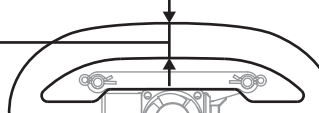
ADDITIVE TIMING

ADDITIVE

FL	FR	RL	RR
<input type="text"/>	<input type="text"/>	<input type="text"/>	<input type="text"/>

TREATED AREA

BODY MOUNT DISTANCE mm



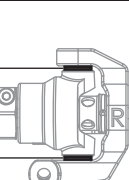
BODY WING

STEER BLOCK SHIMS

STEER BLOCK SETUP R118041

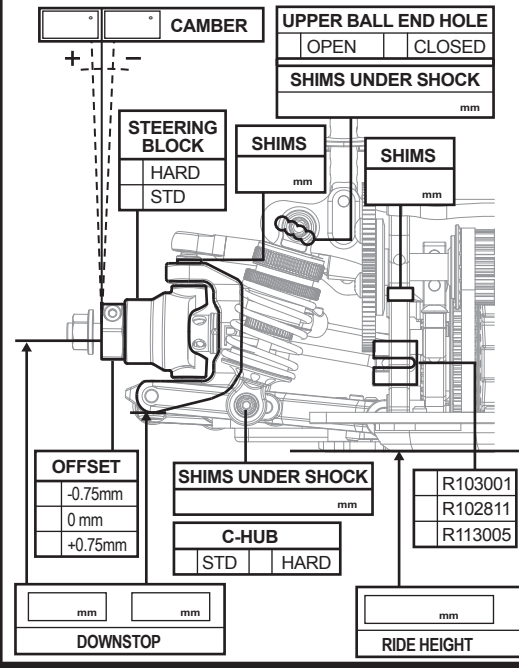
0 0.5 1.0 1.0 0.5 0

BUMP STEER SHIMS mm

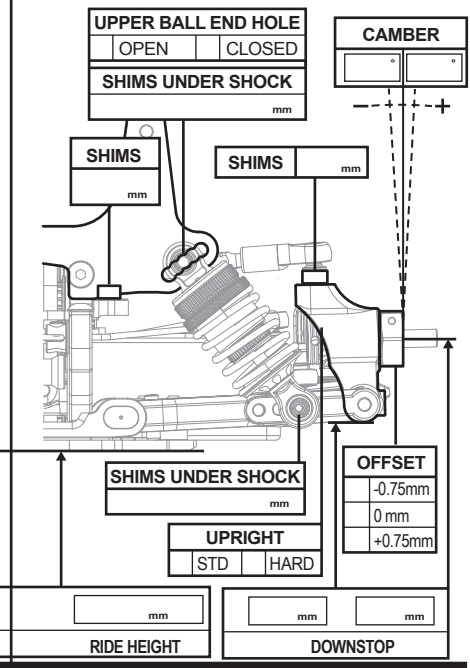


NOTE

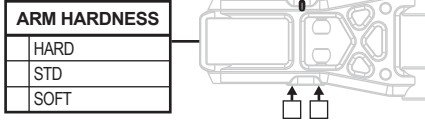
FRONT



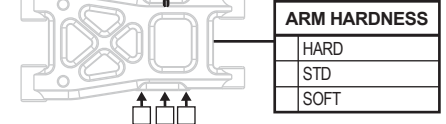
REAR



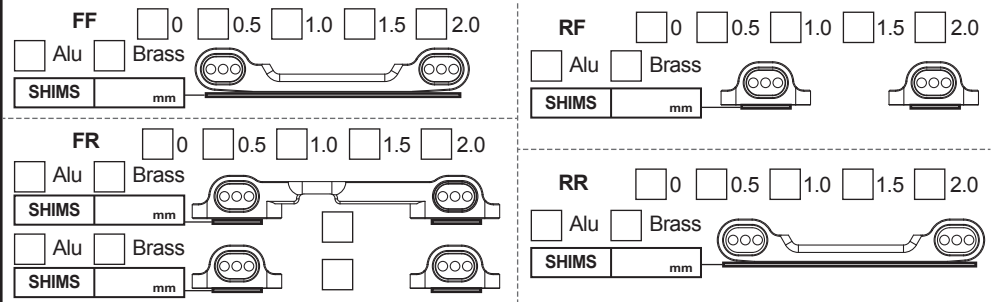
Front Shock Position



Rear Shock Position



SUSPENSION INSERT CHART



BATTERY ALEGNMENT

