

RIO 2013 SET-UP SHEET

1/10 190mm Electric Touring Car.

ARC

RACE

TRACK

NAME

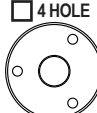
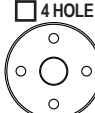
CITY / COUNTRY

DATE

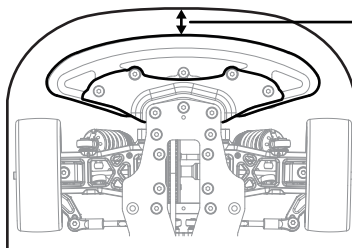
TEMPERATURE	AIR	TRACK
QUALIFYING POSITION	BEST LAPTIME SEC	FINAL POSITION
TRACK CONDITION		RACE LENGTH MIN
<input type="checkbox"/> TECHNICAL	<input type="checkbox"/> CARPET	<input type="checkbox"/> ASPHALT
	<input type="checkbox"/> MIXED	<input type="checkbox"/> FAST
TRACTION <input type="checkbox"/> LOW <input type="checkbox"/> MEDIUM <input type="checkbox"/> HIGH		

FRONT		TRANSMISSION		REAR	
GEAR DIFF		GEAR DIFF		GEAR DIFF	
CST		CST		CST	
<input type="checkbox"/> ONE WAY		Number of Gears			
<input type="checkbox"/> SPOOL		<input type="checkbox"/> 2 <input type="checkbox"/> 4			

PINION	T	SPUR GEAR	T
R10 Internal Ration		2.0	
FINAL DRIVE RATIO			

FRONT		SHOCK PISTON		REAR	
OIL	<input type="checkbox"/> 3 HOLE	<input type="checkbox"/> 3 HOLE	OIL	<input type="checkbox"/> 3 HOLE	<input type="checkbox"/> 4 HOLE
CST	<input type="checkbox"/> 4 HOLE	HOLE SIZE	CST		
SPRING		1.1 mm	SPRING		
		mm			

	TIRES	
	RIM	
	INSERTS	
	ADDITIVE	



Bumper Standard Cut

BODY MOUNT DISTANCE mm

BODY	WING
------	------

NOTE

