

# RIO SET-UP SHEET

1/10 190mm Electric Touring Car.

# ARC

RACE

TRACK

NAME

CITY / COUNTRY

DATE

TEMPERATURE	AIR	TRACK	
QUALIFYING POSITION	BEST LAPTIME	FINAL POSITION	RACE LENGTH
	SEC		MIN

TRACK CONDITION

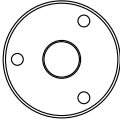
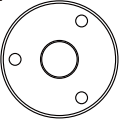
TECHNICAL     CARPET     ASPHALT

MIXED     FAST

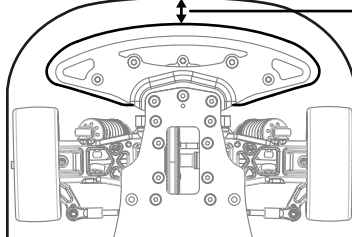
TRACTION     LOW     MEDIUM     HIGH

FRONT		TRANSMISSION		REAR	
GEAR DIFF		GEAR DIFF		GEAR DIFF	
<input type="text"/>	CST	<input type="text"/>	CST	<input type="text"/>	CST
<input type="checkbox"/> ONE WAY	Number of Gears		<input type="checkbox"/> 2	<input type="checkbox"/> 4	
<input type="checkbox"/> SPOOL					

PINION	T	SPUR GEAR	T
R10 Internal Ratio		2.0	
FINAL DRIVE RATIO			

FRONT		SHOCK PISTON		REAR	
OIL	CST		<input type="checkbox"/> OPEN <input checked="" type="checkbox"/> CLOSED		CST
SPRING	<input type="text"/>				SPRING

<input type="text"/>	TIRES	<input type="text"/>
<input type="text"/>	RIM	<input type="text"/>
<input type="text"/>	INSERTS	<input type="text"/>
<input type="text"/>	ADDITIVE	<input type="text"/>



BODY MOUNT DISTANCE  mm

BODY	WING
------	------

NOTE

---



---



---

